





Kimono tavolo / *table*

TIPOLOGIA TYPOLOGY	CODICE CODE	DIMENSIONI DIMENSIONS	POSTI SEATS
PIANO A BOTTE FISSO BARREL-SHAPED FIX TOP			
	54.10	cm L 200 x P 116 x H 75 in L 78.7 x W 45.7 x H 29.5	8
	54.11	cm L 250 x P 120 x H 75 in L 98.4 x P 47.2 x H 29.5	10
	54.12	cm L 300 x P 120 x H 75 in L 118.1 x P 47.2 x H 29.5	12
	54.13	cm L 360 x P 130 x H 75 in L 141.7 x P 51.2 x H 29.5	14
PIANO A BOTTE ALLUNGABILE BARREL-SHAPED TOP WITH EXTENSIONS			
	54.14	cm L 170/210/250 x P 106 x H 75 in L 66.9/82.7/98.4 x W 41.7 x H 29.5	8/10
	54.15	cm L 200/250/300 x P 106 x H 75 in L 78.7/98.4/118 x W 41.7 x H 29.5	8/12
PIANO RETTANGOLARE FISSO RECTANGULAR FIX TOP			
	54.01	cm L 200 x P 100 x H 75 in L 78.7 x W 39.4 x H 29.5	8
	54.02	cm L 200 x P 106 x H 75 in L 78.7 x P 41.7 x H 29.5	8
	54.03	cm L 250 x P 100 x H 75 in L 98.4 x P 39.4 x H 29.5	10
	54.04	cm L 250 x P 106 x H 75 in L 98.4 x P 41.7 x H 29.5	10
	54.05	cm L 300 x P 120 x H 75 in L 118.1 x P 47.2 x H 29.5	12
PIANO RETTANGOLARE ALLUNGABILE RECTANGULAR TOP WITH EXTENSIONS			
	54.06	cm L 160/200/240 x P 90 x H 75 in L 63/78.7/94.5 x P 35.4 x H 29.5	8/10
	54.07	cm L 190/240/290 x P 100 x H 75 in L 74.8/94.5/114.2 x W 39.4 x H 29.5	8/12
	54.08	cm L 190/240/290 x P 106 x H 75 in L 74.8/94.5/114.2 x W 41.7 x H 29.5	8/12