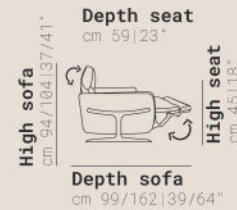


FUSION

The generously padded seats, tailored with sartorial refinement, can be adjusted thanks to the internal mechanisms, to obtain a high level of comfort. The metal sled bases with visible side structures represent a distinctive aesthetic element.

Fusion est un projet modulaire dans lequel la modularité rencontre l'ergonomie, pour créer des solutions sur mesure pour chaque espace et désir de bien-être. Les généreuses assises rembourrées, habillées d'un revêtement raffiné, peuvent être ajustées grâce aux mécanismes internes, pour obtenir un haut niveau de confort. Les piètements en métal avec structures latérales apparentes représentent un élément esthétique distinctif.



Chair large arm left RX power
cm 112|44" V905



Chair large arm right RX power
cm 112|44" V906



Chair middle arm left RX power
cm 99|39" V901



Chair middle arm right RX power
cm 99|39" V902



Chair large arm left
cm 112|44" V008



Chair large arm right
cm 112|44" V009



Chair small arm left RX power
cm 84|37" V903



Chair small arm right RX power
cm 84|37" V904



Chair middle arm left
cm 99|39" V006



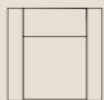
Chair middle arm right
cm 99|39" V007



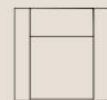
Chair small arm left
cm 84|37" V002



Chair small arm right
cm 84|37" V003



Chair RX power
cm 104|41" V119



Chair
cm 104|41" V010

DATA SHEET

Padding

Seat: Foam
Back: Foam
Arms: Foam

Frame

Particle board: 20%
Multilayer: 35%
Fir: 35%
Masonite: 10%

Suspension System

Seat: Webbing
Back: Masonite

Other features

Seat: Fixed
Back: Fixed
Arms: Fixed

Legs

The legs finishes are available according to our colour palettes.