

Natuzzi Harmony Index



NATUZZI
ITALIA

Natuzzi Harmony Index

Passion and Heritage

Where it all began

Natuzzi's history is a 65-year journey that has come all the way from southern Italy. It all started in 1959 when Pasquale Natuzzi opened his first workshop in his homeland, Puglia. In the following years, the workshop became a company, transforming itself in a few years into an industrial operation and a symbol of Made in Italy excellence.



From Puglia to the World

The company enjoyed extraordinary success in the following years until an exciting result: in 1993, Natuzzi was listed on Wall Street. From the US, Natuzzi continued to develop in other parts of the world opening stores and offering collections that are always innovative and in step with the times. Today Natuzzi is still a Family Business that strongly believes in its legacy and the path it has taken to this day. Customers who choose a Natuzzi Italia's product bring a little of this story into their lives.

Manufacturing Excellence

The quest for total quality

At Natuzzi, quality has an absolute worth. It means value and a wealth of meaning. This is why the materials it uses are subjected to innumerable resistance and safety tests, to guarantee the utmost in durability over time.



Certified excellence

The company has built advanced management lines for every stage of development and design, with a focus on environmental issues. In fact, Natuzzi received ISO 9001 Quality Management System Certification by ISO 14001 Environmental Management System Certification and ISO 9001/2000 Integrated Quality/Environmental Management System Certification. In addition, Natuzzi always cares about the well-being of its customers, which is why the company has acquired Ergocert certification, attesting that the ergonomic requirements have been respected.



Innovative production

Natuzzi's products are the result of careful technological research. All with the aim of offering maximum comfort accompanied by unparalleled design. Comfortness, the new Natuzzi Italia's collection dedicated to maximum relaxation, starts from this very premise and thanks to technologies such as Zero Gravity, Dual or Triple motion or Zero-Wall, Natuzzi products grant comfort that is totally adaptable to one's habits or needs. As in the case of Re-Vive, the world's first recliner that follows the user's movements, or Iago, the sofa that with its relaxation mechanisms envelops every user in total comfort. A world in which everyone finds his or her very own personal comfort.



Made in Italy. Made in Natuzzi

Mediterranean soul

Each Natuzzi Italia sofa is a testimony to the rich heritage and unwavering commitment to superior quality. Meticulously dreamed and crafted in Italy, the entire production chain undergoes direct control that extends to leather tanning, assembly and the selection of fine woods and fabrics. The company's dedication to excellence is not only a promise, but also a milestone that Natuzzi Italia achieves every day.



In love for Leather

Selected from the world's best and exclusively processed at the Group's tanning plants in a 23-stage process, Natuzzi's leather combines the company's artisan expertise with new, sophisticated technologies. Natural and durable, leather is an organic material that becomes even more beautiful over time. Natuzzi's leather represents the company: more than just a material, it's the story of the passion that led the company to become a world leader. Perfect for practical people.



Style Center, where ideas come to life

Natuzzi has chosen to bring its idea of harmony also to the world of interiors, achieving a balance between contemporary aesthetics and functionality, materials and colors, between textures and graphic signs, seeking to create spaces and dwellings where harmony, elegance and beauty reign, in every detail. Our Natuzzi Style Center works every day on research: new materials, new proposals to translate beauty, creativity and harmony into Natuzzi DNA.

Circle of Harmony



“We design
to tell a story.”



PJ Natuzzi,
Chief Brand Officer,
Natuzzi Italia

Different interpreters, a unique story

Following the brand's DNA - which carries out the concept of blending - designers tell different stories interpreting the brand's essence through their minds. Puglia connects, inspires and contaminates giving them Harmony. A new ideal place is created where experiences, opportunities, desires can be shared. A reality where bridges take the place of walls and where anyone, can express his/her potential, becoming an ambassador of a new, positive and vital approach.

Harmony takes shape

The circle is the symbol. It is the form of Harmony. It symbolizes the challenge and the search for each designer towards balance and perfection. But also the place where all together, ideally, meet to pay homage to beauty. A place where there are no hierarchies but only contaminations and discussions. Because the circle is also circularity, inclusiveness, participation. Again, sharing. The best tool to create a unique design project. Today more than ever.

Creative connections

A boundless creative world, where connecting creations always blend emotions, as in the case of Colle sofa, designed together with Studio BIG, which infuses comfort into every fold, or Melody sofa, conceived by Simone Bonanni, a master in making abstraction a pleasant and relaxing presence.

Index

Sofas



Adam | 24



Amalia | 28



Argo | 32



Buddie | 36



Botanic | 40



Campus | 44



Capriccio | 48
Sofabed also available



Cava | 52



Colle | 56
New 2023



Deep | 60



Dominio | 64



Dorian | 68



Easy | 72
Sofabed also available



Eufolia | 76



Fidelio | 80
Recliner also available



Galaxy | 84
Recliner also available



Herman | 88



Icon | 94



Iago | 98
Recliner also available



Infinito | 102



Jeremy | 106



Juno | 110



Kendo | 114



La Scala | 118



Leaf | 122



Long Beach | 126



Melody | 130
New 2023



Melpot | 134



Milano | 142



New Classic | 146



Pablo | 150



Philo | 154
Recliner also available



Positano | 158



Seagull | 162
Recliner also available



Semplice | 166
New 2023



Simple | 170
*Sofabed also available
New 2023*



Skyline | 174
Recliner also available



Sohay | 178
Only Sofabed



Sophy | 182
Recliner also available



Splash | 186
New 2023



Tempo | 190



Timeless | 194



Dolly | 224
Swivel also available



Dove | 225
Only Swivel



Ensis | 226
Swivel recliner



Wave | 198



Wellbe | 202
*Recliner also available
New 2023*



Fiorita | 227
Swivel recliner



Ilia | 228
Swivel recliner



Lave | 229



Logos | 230
Swivel also available



Luna | 231
Swivel also available



Margaret | 232

Armchairs



Adore | 212
Only Swivel



Amadeus | 213



Anteprema | 214



Marlene | 233



Natalie | 234



Penelope | 235



Aura | 215



Blossom | 216



Cammeo | 217



Seashell | 236
Only Swivel



Sleeping Argo | 237
Recliner



Tulip | 238
Swivel recliner



Cape | 218



Cassia | 219



Clemmie | 220



Viaggio | 239



Conca | 221
Only Swivel



Couture | 222
Only Swivel



Dodi | 223
Swivel also available

Re-Vive



Quilted | 242



Club | 248



Wing Back | 249



Cava | 267



Chocolat | 268



Estro | 269



Feudo | 270



Filrouge | 271



Frost | 272

Poufs and Benches



Bis | 252



Braque | 253



Campus | 254
Benches



Herman | 255
Benches also available



Melipot | 256



Scacco | 257



Herman | 273



Icon | 274



Ido | 275



Kendo | 276



Labirinto | 277



Mercurio | 278



Terra | 258



Patio | 279



Saturday | 280



Skyline | 281

Coffee Tables



Adam | 264



Cabaret | 265



Campus | 266



Splash | 282



Square | 283



Tempio | 284



Tempo | 285



Voyage | 286

Dining Tables



Adam | 296



Campus | 300



Gutta | 304



Monument | 308



New Saturno | 312



Nodo | 316



Ombra | 320



Phantom | 324



Uragano | 328



Voyage | 332



Naru | 344



Neva | 345



Pi Greco | 346



Rose | 347



Sigma | 348



Sovrana | 349



Valle | 350



Vesta | 351



Voyage | 352

Chairs



Ambra | 338



Beat | 339



Edgar | 340



Frida | 341



Mama | 342



Nanà | 343

Sideboards



Campus | 358



Filrouge | 359



Fortuna | 360



Ido | 361



Kendo | 362



Phantom | 363

Console and Desks



Filrouge | 366



Inu | 367



Omega | 368



Phantom | 369

Beds



Briq | 372



Cala | 376



Campus | 380



Diamante | 384



Dolcevita | 388



Ema | 392



Fenice | 396



Pincha | 400



Piuma | 404



Venere | 408

Bedside Tables and Chest of Drawers



Cala | 414



Campus | 415



Euclide | 416



Fenice | 417



Mondrian | 418




Munari | 419



Venere | 420



Rugs



Affresco | 424



Berbero | 425



Calcada | 425



Globes | 426



Luce | 426



Magna Grecia | 427



New Decò | 427



Seti | 428



Silence | 429



Vortex | 429



Sophia B | 430



Pumo Wadi | 443



Trullini | 444



Trullini | 445



Dysidea | 446

Lamps



Colosseo | 434



Germoglio | 435



Vico | 436

Mirrors



Chocolat | 450



Luminarie | 451



Mermaid | 452



Sailors | 452

Decorative Objects



Dandy | 440



Pumo Bee | 441



Pumo Delft | 441



Pumo Gili | 442



Pumo Lukky | 442



Pumo Pop | 443



Sofas

The sofa has always been an icon of the Natuzzi style. Today more than ever, everything revolves around it. The sofa becomes the embodiment of our new living priorities, functionality and continuity between spaces, which it interprets with a style that never fails to amaze.

3242
V242

Adam sofa

Designed by
Marcel Wanders Studio



Discover Adam
on [natuzzi.com](https://www.natuzzi.com)



A new interpretation of the iconic Natuzzi style, enhanced to make it an archetype for its subsequent evolutions, Adam is designed with the desire to combine natural materials and a timeless look inspired by Puglia.

Versatile Beauty

Available in leather and fabric.
Choose from over 50 leather colors and over 90 fabric colors.
Page 208 for details of enabled upholstery.



Vers. 009
W98" x H30-34" x D41"



Vers. 586
W113" x H30-34" x D41"



Vers. 018+481
W122" x H30-34" x D88"

Technical Informations

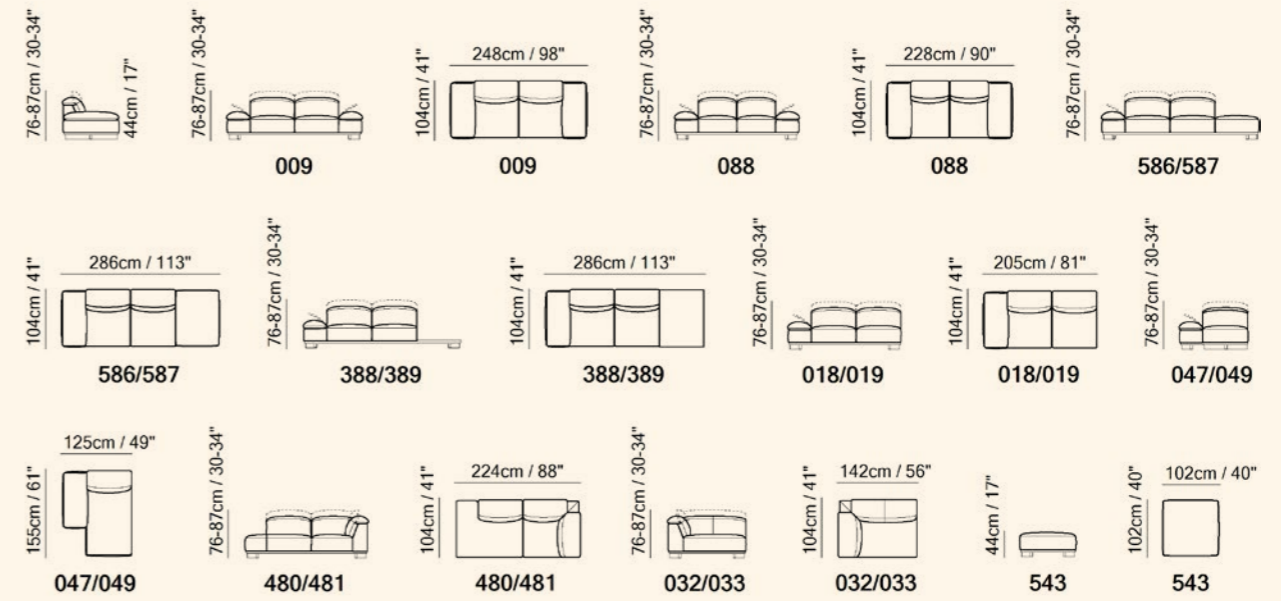
- Adjustable headrest on all versions.
- Adjustable armrest in several positions.
- Model V242 is available with metal base to order.
- Microcellular polyurethane foam padding made from a plant based raw material, drawing from renewable sources found in nature.
- Upholstered sofa sides with hidden and removable hooks.

Key Features

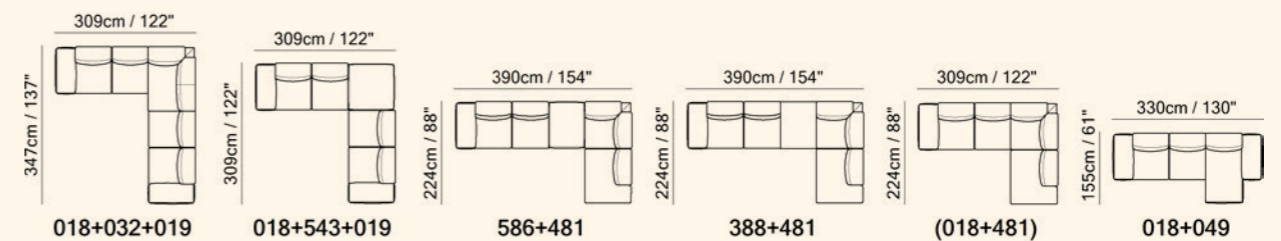
- Modularity**
- Moving Features**
Adjustable Headrest
Adjustable Armrest
- Head and Neck Support**
- Customizable Details**
Feet Choices
- Fully Upholstered Sides**
- Integrated Coffee Table**



Schematics



Composition Examples



3153

Amalia sofa

Designed by
Bernhardt & Vella



Discover Amalia
on [natuzzi.com](https://www.natuzzi.com)



An oasis of pure relaxation, a perfect blend of classical and contemporary styles. With its simple lines, Amalia steals the limelight in any living room or sleeping area.



Technical Informations

- The two large cushions filled with the finest-quality breathable, anti-allergy materials, ensuring lasting good looks and support.
- Tight Back and Seat Cushion.
- Wood/Metal Frame.

Versatile Beauty

Available in leather and fabric.
Choose from over 50 leather colors and over 90 fabric colors.
Page 208 for details of enabled upholstery.

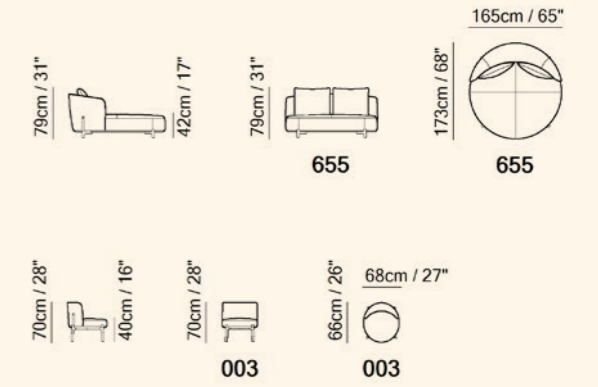


Vers. 655
W65" x H31" x D68"



Vers. 003+003
W27" x H28" x D26"

Schematics



3207

Argo sofa

Designed by
Paola Navone



Discover Argo
on [natuzzi.com](https://www.natuzzi.com)





Its design with its soft and rounded shapes is an invitation to enjoy life by lying completely in its softness. Like Ulisses' Argo, a sofa which lovingly awaits our return home ready to welcome us, soothe us and give us warmth.



Technical Informations

- The mix of padding in polyurethane and Climalight guarantees a look and support that does not change over time.
- Tight Back and Seat Cushion.
- Feet in metal finish Black Matte.

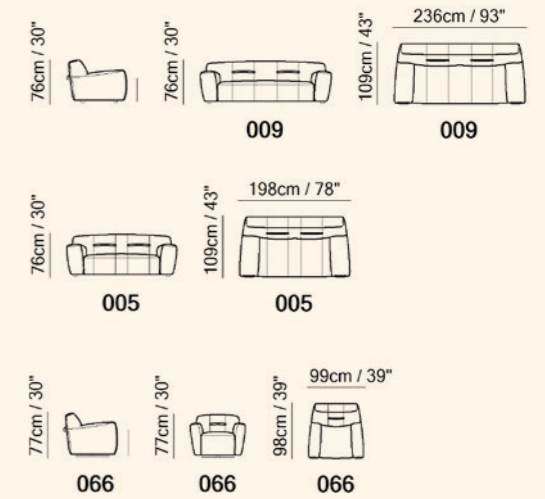
Key Features

-  **Head and Neck Support**
-  **High Visual Comfort**

Versatile Beauty

Available in leather and fabric. Choose from over 50 leather colors and over 90 fabric colors. Page 208 for details of enabled upholstery.

Schematics



Vers. 066
W39" x H30" x D39"



Vers. 009
W93" x H30" x D43"

3209

Buddie sofa

Designed by
Mauro Lipparini



Discover Buddie
on [natuzzi.com](https://www.natuzzi.com)



A contemporary take on the living room with a versatile system that can be endlessly rearranged, as well as backrests and seat cushions which slot smoothly into each other in a triumph of overlapping shapes that is not only aesthetically pleasing but also functional.

Versatile Beauty

Available in leather and fabric.
Choose from over 50 leather colors and over 90 fabric colors.
Page 208 for details of enabled upholstery.



Vers. 130+202+131
W98" x H30-34" x D41"





Vers. 010
W26" x H17" x D26"

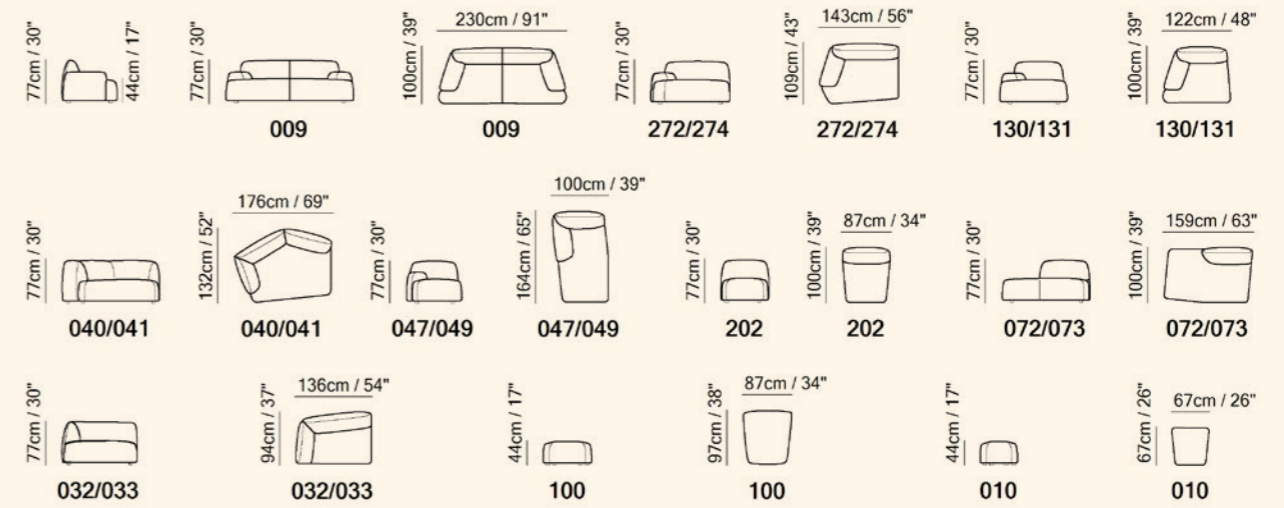
Technical Informations

- Buddie is made of seven different modules which can be combined according to the needs of each, to form linear sofas, corner sofas, relaxation islands, symmetrical or asymmetrical compositions, and visionary or more conventional appearances.
- The backrests, seats and backs – all perfectly padded with durable but soft materials – fit together in an overlap of volumes.

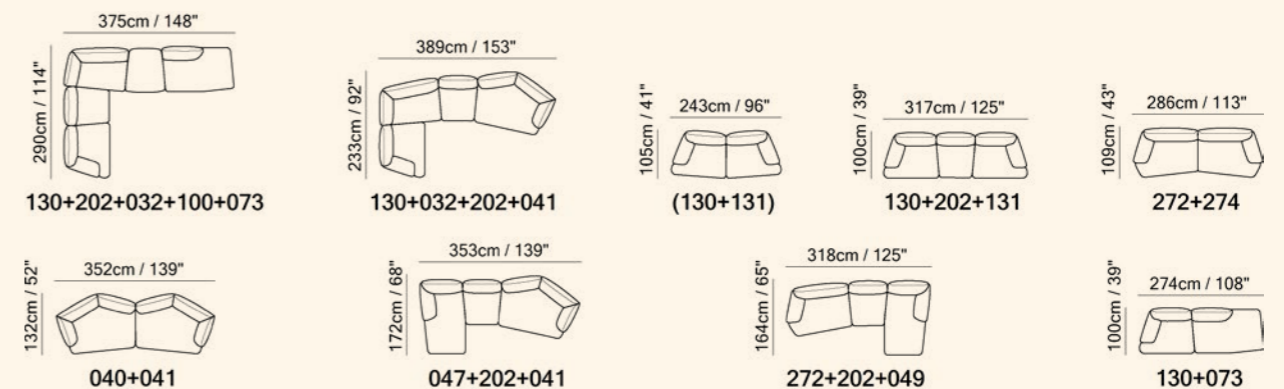
Key Features

-  **Modularity**
-  **Fully Upholstered Sides**

Schematics



Composition Examples



3185

Botanic sofa

Designed by
Claudio Bellini



Discover Botanic
on [natuzzi.com](https://www.natuzzi.com)



A welcoming refuge which adds style and originality to your interiors. Botanic reinterprets the style of the 50s, harmonizing it in an open-based project with metal feet, clear features of later trends. It generates an immediate sense of hospitality, thanks to its soft and enveloping forms.



Technical Informations

- The decorative piping underlines the shape of the sofa and emphasizes its mid-century design.
- Internal wooden frame.
- Tight Back and Seat Cushion.
- Feet available in metal finishing.

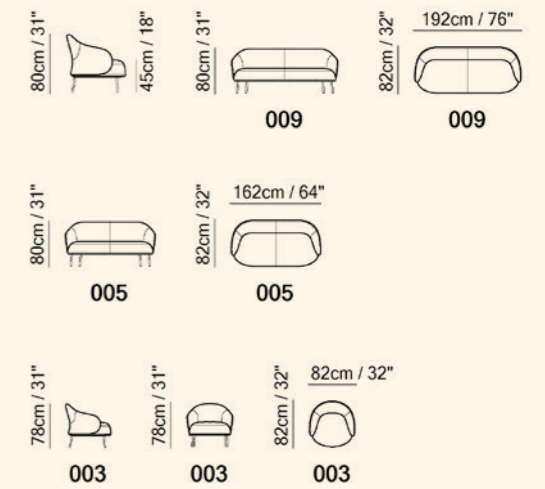
Key Features

- ☐ Compact Size

Versatile Beauty

Available in leather and fabric. Choose from over 50 leather colors and over 90 fabric colors. Page 208 for details of enabled upholstery.

Schematics



Vers. 009
W76" x H31" x D32"



Vers. 005
W64" x H31" x D32"



Vers. 003
W32" x H31" x D31"

3147
R147

Campus sofa

Designed by
Mauro Lipparini



Discover Campus
on [natuzzi.com](https://www.natuzzi.com)



The intricate but yet measured, and sophisticated design makes this model a witness of timeless forms and languages, with a modern tract.

Versatile Beauty

3147 Available in leather and fabric, both with your choice of special Gargano woven leather texture. Choose from over 50 colors of leather and over 90 colors of fabric.

R147 Available in fabric. Choose from over 90 colors. Page 208 for detail of enabled upholstery.



3147 Vers. 003
W41" x H32" x D39"



3147 Vers. 072+001+543+274
W136" x H32" x D97"



R147 Vers. 088
W78" x H32" x D39"

Technical Informations

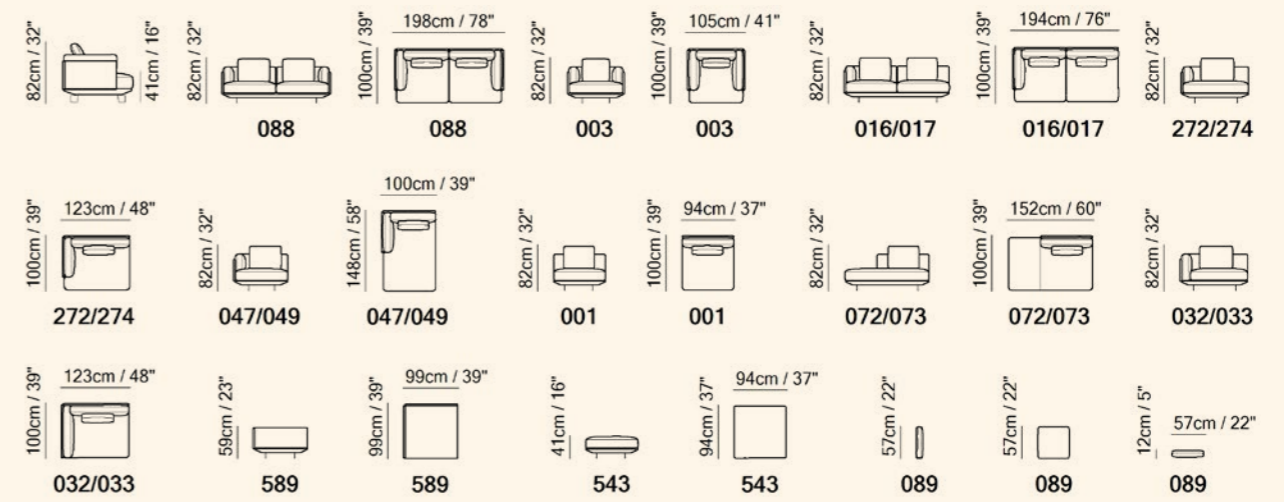
- The mix of padding in polyurethane and Climalight guarantees a look and support that does not change over time.
- Anti-slip lining under the seat cushions to prevent them from sliding down when seated.
- In leather version module side panels are fully upholstered.
- Seat and back cushions aren't fixed to the frame.
- Metal feet available in two finishes: 46 glossy champagne and 79 matt black with anti-scratch foot liners.
- The colour of the zip is always linked with the colour of the feet chosen.

Key Features

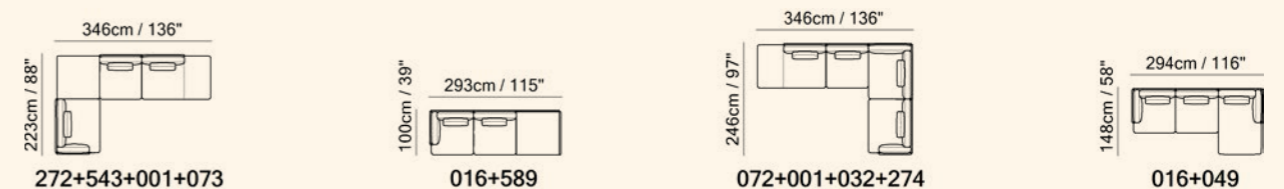
- Modularity
- Compact Size
- Memory Foam
- Customizable Details
Contrast Coverings
Feet Choices
- High Visual Comfort
- Fully Upholstered Sides
- Integrated Coffee Table



Schematics



Composition Examples



2896

Capriccio sofa

Designed by
Natuzzi Design Center



Discover Capriccio
on [natuzzi.com](https://www.natuzzi.com)



A sofa bed based on square shapes that combines simplicity and elegance for compact urban spaces.



Technical Informations

- The “Ready bed” mechanism ensures easy and swift operation.
- Equipped with pillows stowed away in a space-saving hidden compartment and features include stylish metal feet.
- Available with contrast welt to be entered as second covering in the same category.
- Seat and back cushions are fixed to the frame.
- Internal wooden frame.
- Feet available in metal finishing Glossy Chrome and Black Chrome.

Key Features

- Compact Size**
- Customizable Details**
Contrast Coverings
Feet Choices

Versatile Beauty

Available in leather and fabric.
Choose from over 50 leather colors
and over 90 fabric colors.
Page 208 for details of enabled upholstery.

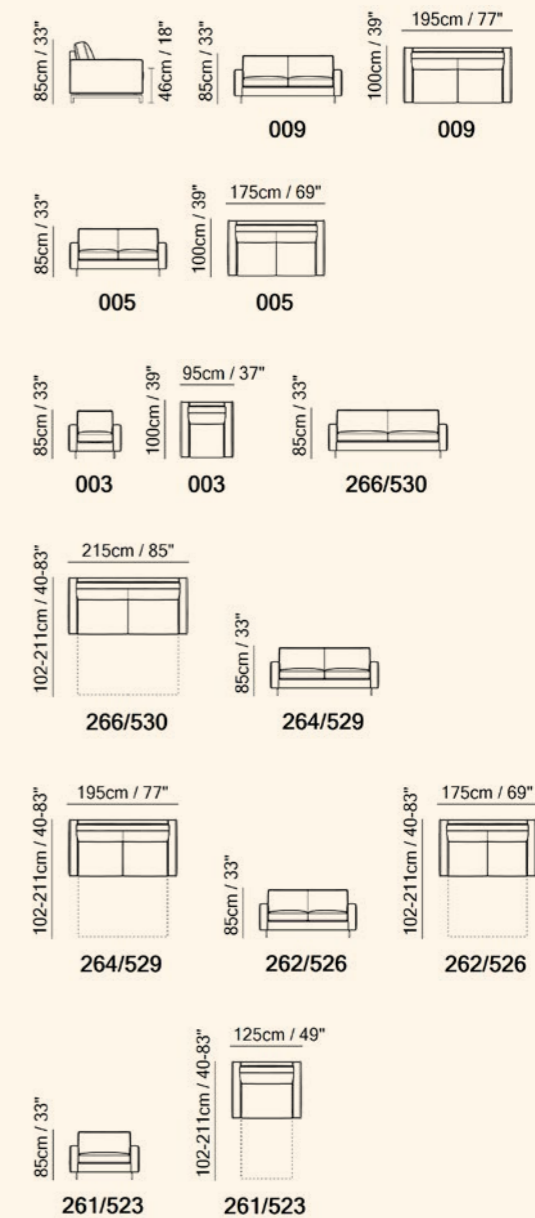


Vers. 529
W77” x H33” x D40-83”



Vers. 529
W77” x H33” x D40-83”

Schematics



3148

Cava sofa

Designed by
Mauro Lipparini



Discover Cava
on [natuzzi.com](https://www.natuzzi.com)



This sofa boasts an extremely visually striking system of modular sectional seats. A system which hinges on the constant aesthetic and functional transformations of its various parts.

Versatile Beauty

Available in leather and fabric.
Choose from over 50 leather colors and over 90 fabric colors.
Page 208 for details of enabled upholstery.



Vers. 725+708+790+708+726
W174" x H32" x D174"



Vers. 543+761+790+708+726
W158" x H32" x D151"








Vers. 697+706
W85" x H32" x D63"

Technical Informations

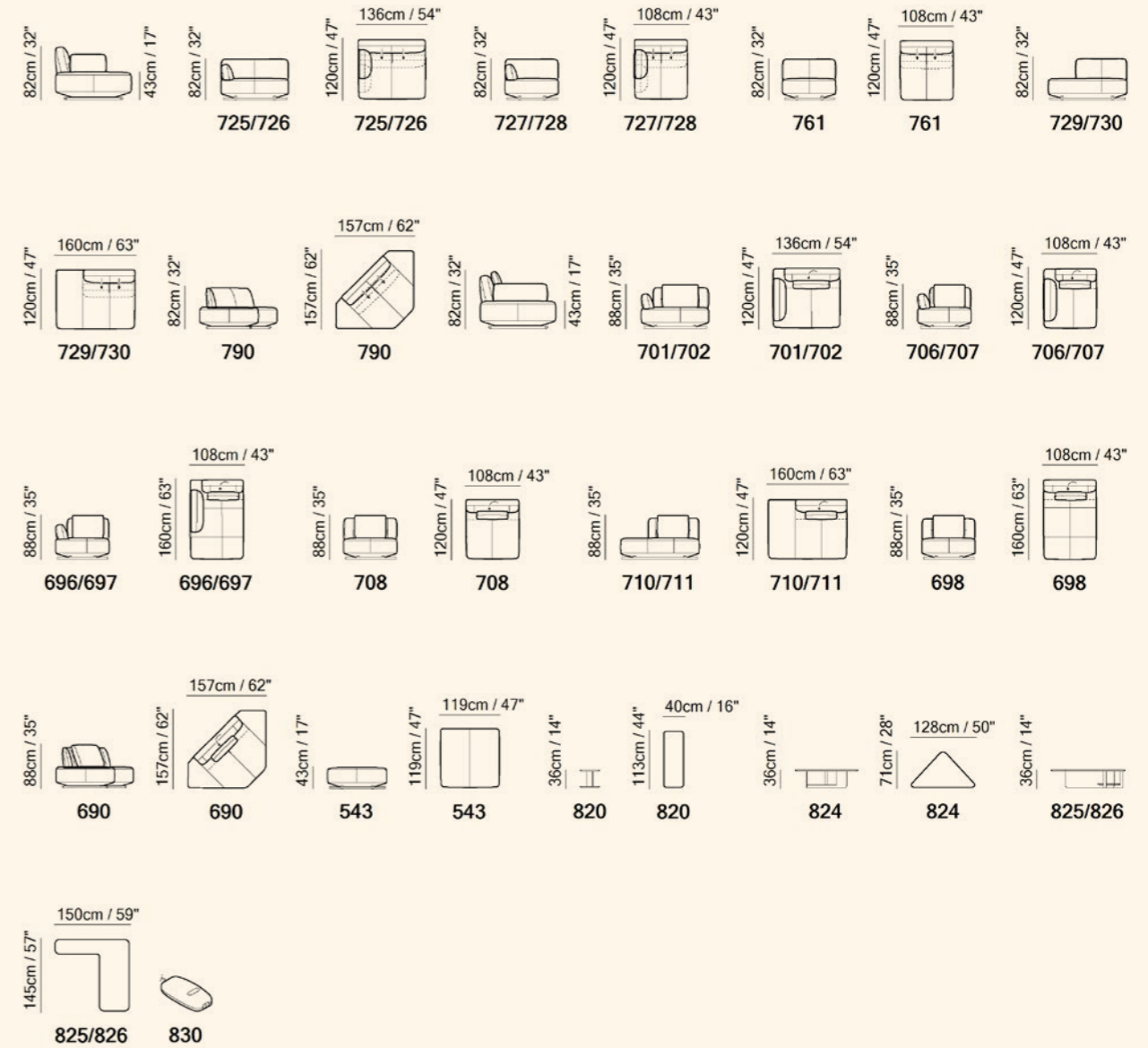
- Innovative "Flip" mechanism that allows you to manually change the position of the backrest from vertical to horizontal to find the desired comfort and the best conviviality.
- Each module (except corner and chaise-longue) can be ordered in two types of mechanisms: flip or sliding.
- The electric sliding mechanism allows the backrest to move forward or backward changing the depth of the seat.
- Seat cushion includes a layer of memory foam.
- Tight Back and Seat Cushion.
- With Leather Side.

Key Features

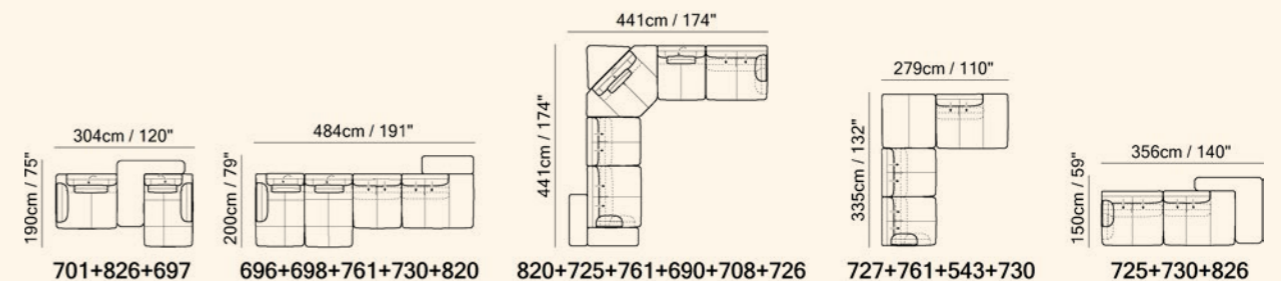
-  Modularity
-  Moving Features
Sliding Backrest
-  Memory Foam
-  Fully Upholstered Sides
-  Integrated Coffee Table



Schematics



Composition Examples



3268
Modular

Colle sofa

Designed by
Bjarke Ingels Group



Discover Colle
on [natuzzi.com](https://www.natuzzi.com)



Colle draws inspiration from the first Natuzzi models recognised worldwide for their soft and hospitable style. It's a key feature of this model that harmoniously portrays the relaxation typical of the Mediterranean life.

Versatile Beauty

Available in leather and fabric.
Choose from over 50 leather colors and over 90 fabric colors.
Page 208 for details of enabled upholstery.



Vers. 272+291+274
W122" x H33" x D42"



Vers. 047+291+274
W122" x H33" x D65"



Vers. 272+291+045+045+274
W130" x H33" x D99"






Vers. 272+291+045+274
W143" x H33" x D70"

Technical Informations

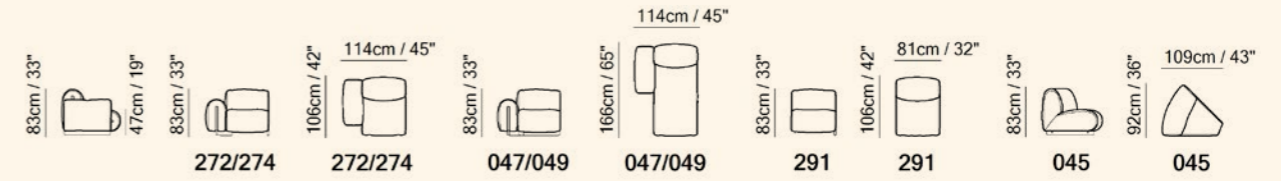
- The design is distinguished by the pleasant "wrinkles" that are created on the covering.
- Tone-on-tone edging along the profile of each individual module that emphasizes its roundness and enhances its design.
- The seat is composed of polyurethane foam combined with a 4-cm-high layer of memory foam.
- Frame and exposed feet made of smoked ash.
- The seat is composed of polyurethane and a 4-cm-high layer of memory foam. In order to increase comfort, an additional layer of MICROFLOCK, 100% recycled polyester from PET, has been added to the memory foam, giving softness and elasticity.
- Vers 045 45 degree angle to create corner sectionals.

Key Features

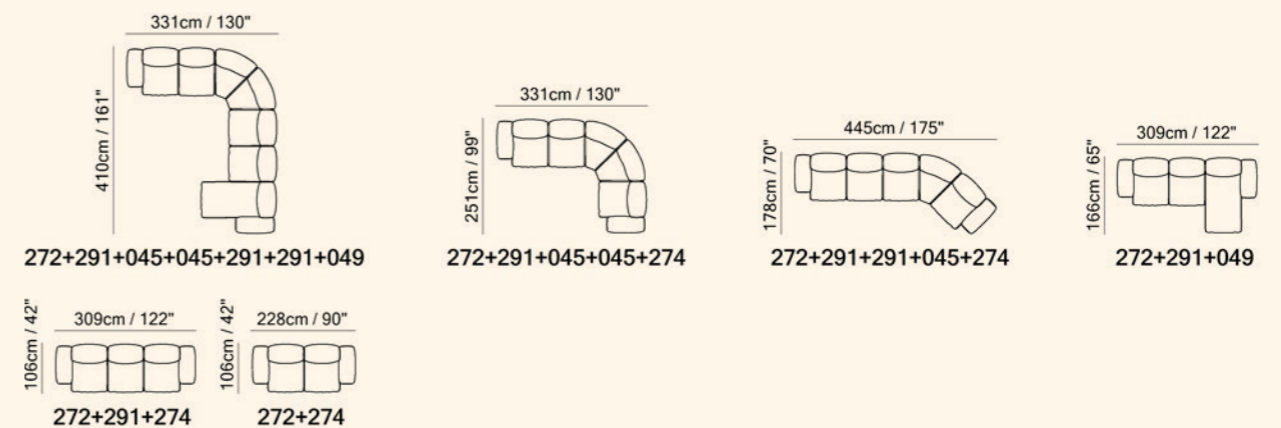
-  **Modularity**
-  **Memory Foam**
-  **High Visual Comfort**



Schematics



Composition Examples



3206

Deep sofa

Designed by
Nika Zupac



Discover Deep
on [natuzzi.com](https://www.natuzzi.com)



Deep is closely linked to water and its fluid nature, with voluptuous lines that are reminiscent of the ebb and flow of the tide. Its seats come in a variety of different shapes and depths, lending themselves to countless combinations.




Technical Informations

- Seat cushion includes a layer of memory foam, a pressure-sensitive soft polyurethane, that recovers its form completely thus giving great comfort.
- Modular seats with removable hooks and upholstered sides.
- Hidden black metal feet with scratch-proof rubber.

Versatile Beauty

Available in leather and fabric. Choose from over 50 leather colors and over 90 fabric colors. Page 208 for details of enabled upholstery.

Key Features

-  Modularity
-  Compact Size
-  Memory Foam



Vers. 000+221
W120" x H28" x D52"



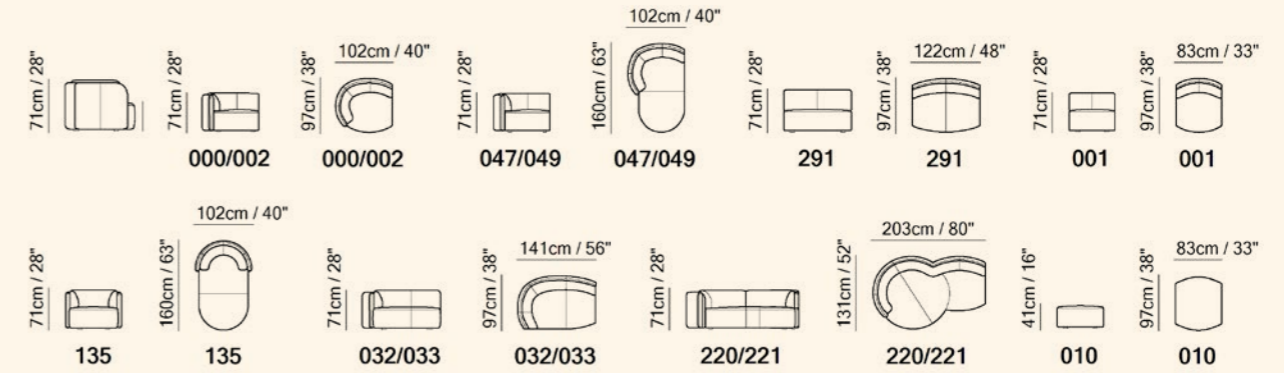
Vers. 000+001+032+291+010
W111" x H28" x D136"



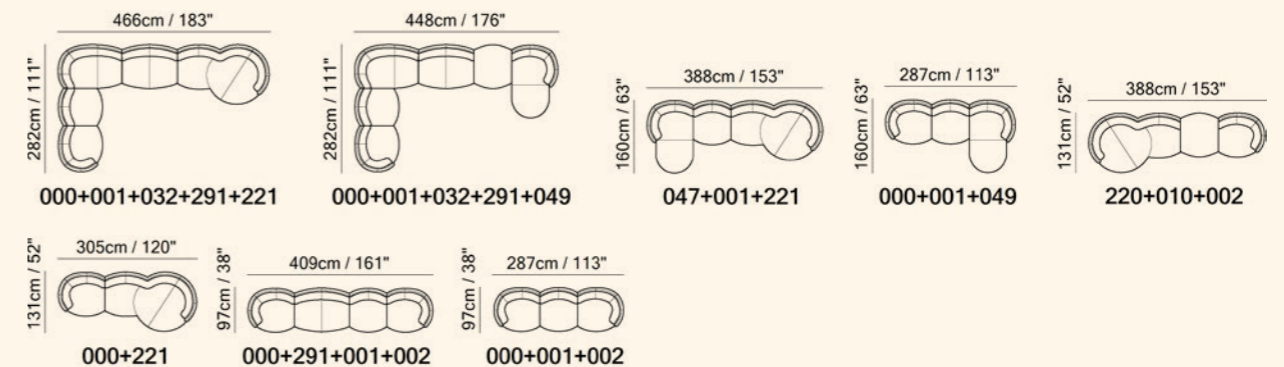
Vers. 135
W40" x H28" x D63"



Schematics



Composition Examples



3203

Dominio sofa

Designed by
Manzoni & Tapinassi



Discover Dominio
on [natuzzi.com](https://www.natuzzi.com)



Dominio was born to elevate its setting with a sense of reassuring prestige. Once more, inspiration comes from the emblematic places of culture and tradition in this unique part of Italy called Puglia.

Versatile Beauty

Available in leather and fabric.
Choose from over 50 leather colors and over 90 fabric colors.
Page 208 for details of enabled upholstery.



Vers. 223+291+291+223
W98" x H32" x D41"



Vers. 072+045+291+045+291+223
W156" x H32" x D24"



Vers. 221+291+033+291+291+223
W142" x H34" x D142"

Technical Informations

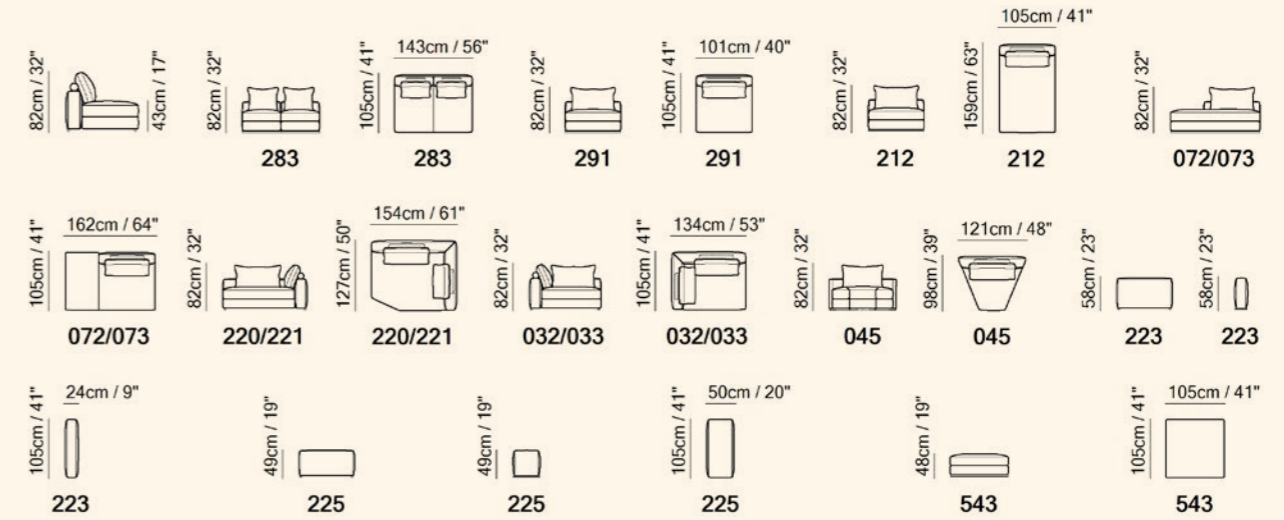
- Ver. 223 & 225: modular seats with retractable hooks and fully upholstered sides. Armrests are separate modules from the seat and are available in two different widths and heights to fit your desired comfort and taste.
- Each seat is enriched on the front and back, by a tubular steel foot with hexagonal section. The foot of the armrest is the only element that connects with the tubular base of the other seats.
- To allow modularity, the single elements can be put together thanks to the rubber stops.
- Metal feet are available in two different finishes: 79 matt black or 89 glossy silver.

Key Features

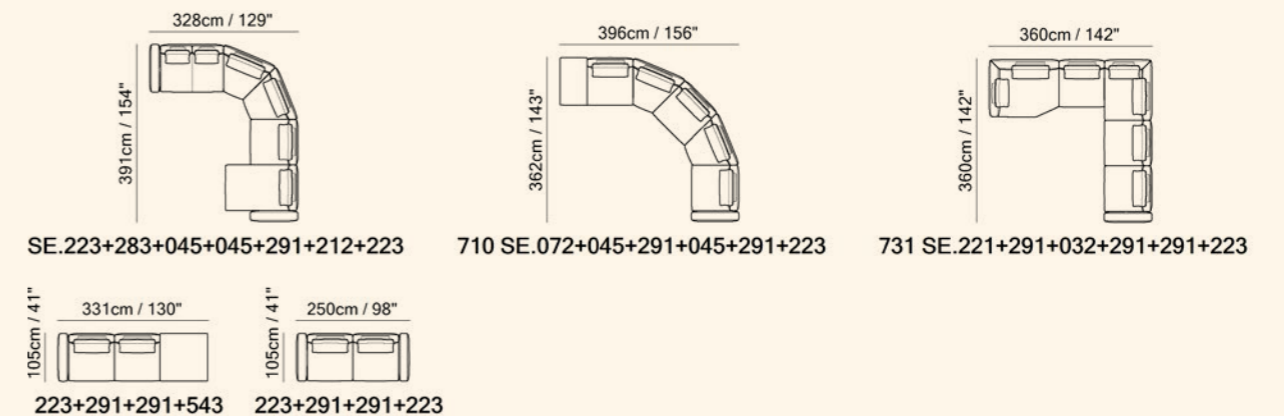
- Modularity
- Compact Size
- Customizable Details
Armrest Choices
Feet Choices
- High Visual Comfort
- Fully Upholstered Sides



Schematics



Composition Examples



2904
S904

Dorian sofa

Designed by
Manzoni & Tapinassi



Discover Dorian
on [natuzzi.com](https://www.natuzzi.com)



Dorian will be the main attraction in your living area. This generously proportioned sofa is both aesthetically impressive and extremely comfortable.

Versatile Beauty

Available in leather and fabric. Choose from more than 50 colors of leather and more than 90 colors of fabric also in thickened leather with raw cut (S904). Page 208 for detail of enabled upholstery.



2904 Vers. **272+274**
W120" x H28" x D52"



2904 Vers. **100**
W36" x H36" x D17"






S904 Vers. **072+291+032+274**
W89" x H28" x D31"

Technical Informations

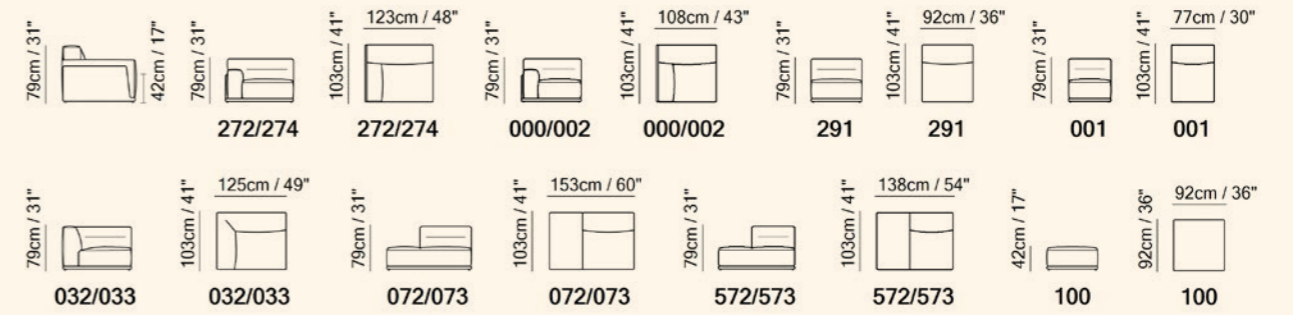
- S904 Model is characterized by a special «raw cut stitching» (cut pinched stitching).
- The spacious seats have been ergonomically designed with Memory Foam padding and goose feathers, inclusive of the backrest and arms.
- To allow modularity, the single elements can be put together thanks to the rubber stops under the legs.
- Seat and back cushions are fixed to the frame.
- In leather version module side panels are fully upholstered.
- Internal wooden frame.

Key Features

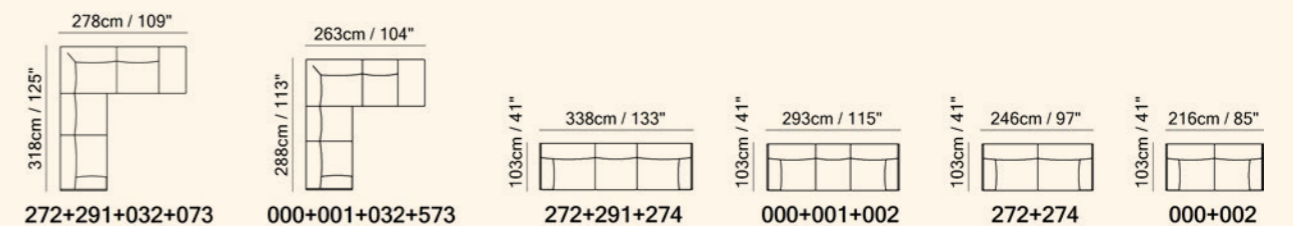
-  Modularity
-  Memory Foam
-  Fully Upholstered Sides



Schematics



Composition Examples



3263

Easy sofa

Designed by
Natuzzi Design Center



Discover Easy
on [natuzzi.com](https://www.natuzzi.com)



A sofa born from the need to have a user-friendly product equipped with a “ready-to-bed” mechanism without renouncing the typical relax of a sofa without function. The modern and rounded style gives it unparalleled visual comfort.

Versatile Beauty

Available in leather and fabric. Choose from over 50 leather colors and over 90 fabric colors. Page 208 for details of enabled upholstery.



Vers. 272+217
W117" x H34" x D42"



Vers. 009
W93" x H34" x D42"






Vers. 294+379
W119" x H34" x D83"

Technical Informations

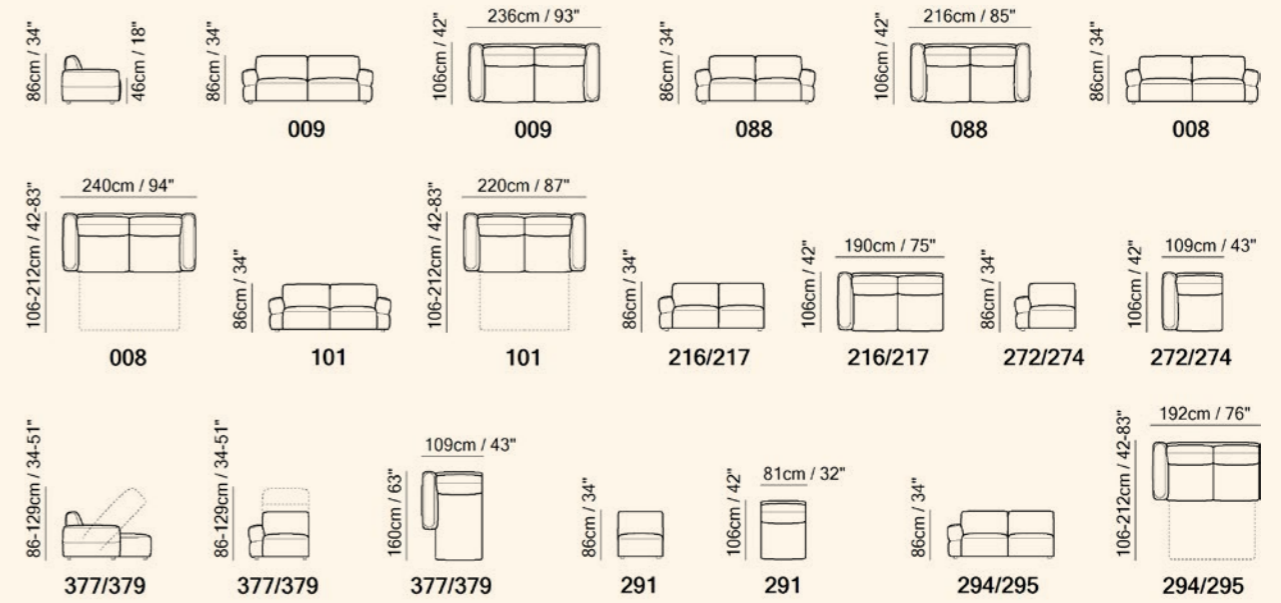
- On the side of the armrest there is a pocket outlined by a border.
- Seat cushions in high density polyurethane.
- Comfort is firmer when ordered as a sofa bed.
- Greenplus mattress 11 cm high.
- Vers 377/379: chaise-longue always with storage.
- The hidden metal feet with anti-scratch and non-slip rubbers offer a practical solution for protecting floors.
- When the sofa is in leather, the piping is tone-on-tone, when the sofa is in fabric, the piping can be in contrasting leather (Le Mans cat.15) or tone-on-tone fabric.
- The sofa bed has timber slats.
- Greenplus mattress 11 cm high, in size 160cm or 140cm.
- Version 828: optional rotating metal support can be attached to the armrest. Bedside table or tray when the sofa is used as a bed. Coffee table when the sofa is used as a standard sofa.

Key Features


-  **Modularity**
-  **Customizable Details**
Contrast Coverings
-  **Integrated Coffee Table**



Schematics



Composition Examples



3226

Eufolia sofa

Designed by
Marcel Wanders Studio



Discover Eufolia
on [natuzzi.com](https://www.natuzzi.com)



The sofa retains its essential, soft aesthetics, replicated in the armrests and backrests with as lightly flared configuration, forming a type of plant-like frame around the seat. A modular system to meet the needs of a multifunctional, elegant and compact living room.

Versatile Beauty

Available in leather and fabric. Choose from over 50 leather colors and over 90 fabric colors. Page 208 for details of enabled upholstery.



Vers. 064
W91" x H31" x D35"



Vers. 200+019
W103" x H31" x D90"



Vers. 018+827+049
W128" x H31" x D62"

Technical Informations

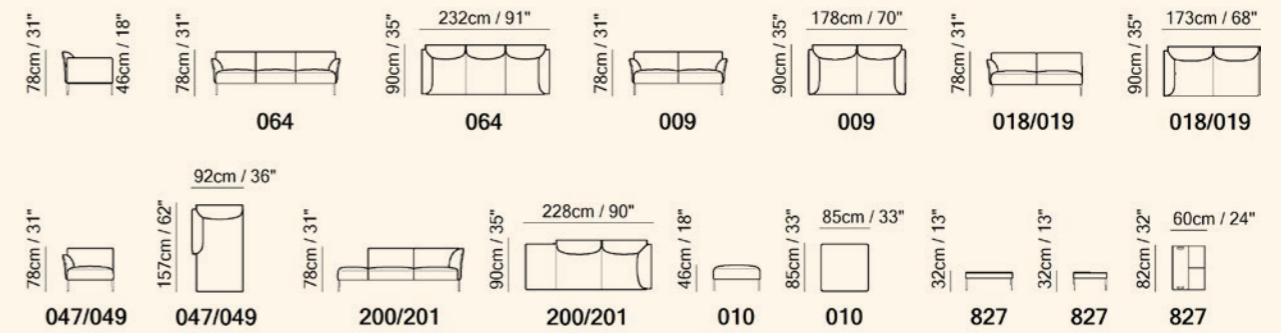
- Wide seats.
- Absolute comfortable seat cushions thanks to a new polyurethane foam with high density.
- Internal wooden frame.
- Available in Glossy Black finish or polished chrome base.
- Version 827: Table top in black ash wood or Honey ash wood combined with metal base of the sofa selectable between glossy black or polished chrome.

Key Features

- Modularity**
- Compact Size**
- Storage**
Storage Cabinet
- Customizable Details**
Feet Choices



Schematics



Composition Examples



2907
S907

Fidelio sofa

Designed by
Manzoni & Tapinassi



Discover Fidelio
on [natuzzi.com](https://www.natuzzi.com)



An innovative sofa embellished with superb craftsmanship-pinched seams revealing Natuzzi Italia's exquisitely worked leather.

Versatile Beauty

Available in leather. Choose between over 50 colors, also in thickened leather with raw cut (S907). Page 208 for detail of enabled upholstery.



Vers. 446
W91" x H30-41" x D43-65"



Vers. 272+338+452
W128" x H30-41" x D65"










Vers. 182+291+032+291+073
W124" x H30-41" x D158"

Technical Informations

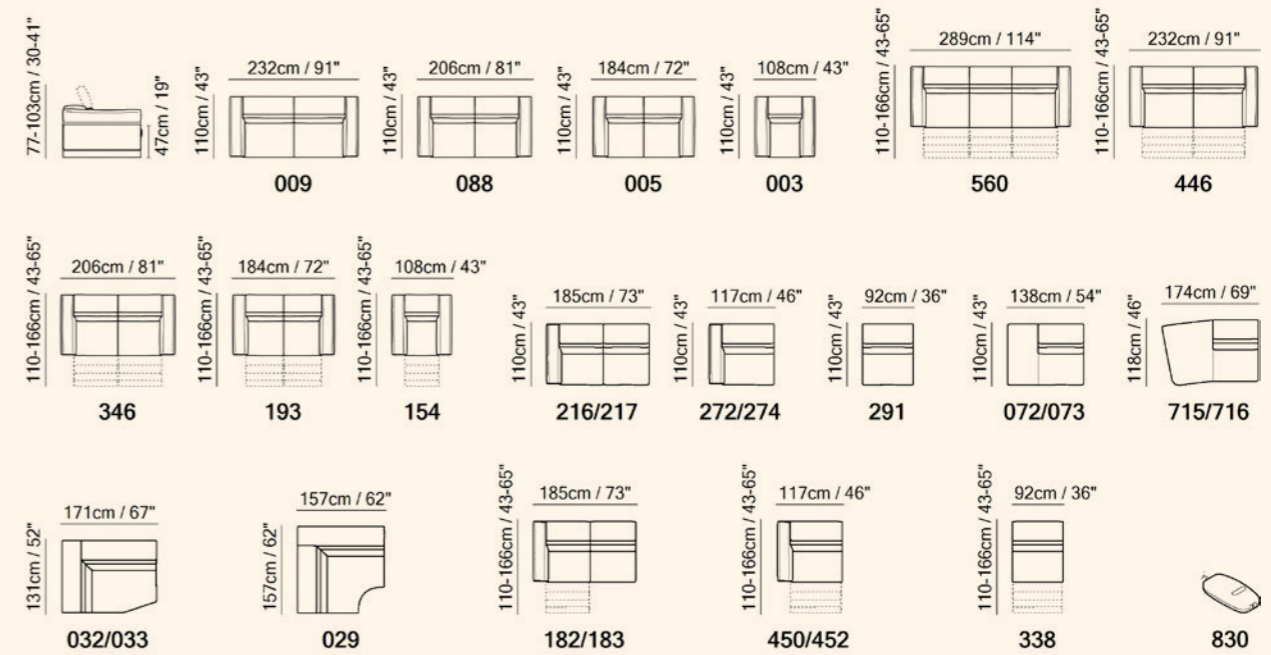
- Boasting superior structure and optional high-tech relax systems.
- Model S907 is characterized by a special «raw cut stitching».
- Available with Soft Touch mechanism that changes the seat and back cushion position.
- Model has power combined headrest.
- Zero-Wall mechanism: seat and back cushions can be reclined at a great length without moving sofa away from the wall.
- Adjustable headrest on all versions.
- Vers. 560: each seat has its own electric mechanism.
- Seat cushion includes a layer of memory foam and a pressure-sensitive soft polyurethane.
- Tight Back and Seat Cushion.
- Internal wooden frame.

Key Features

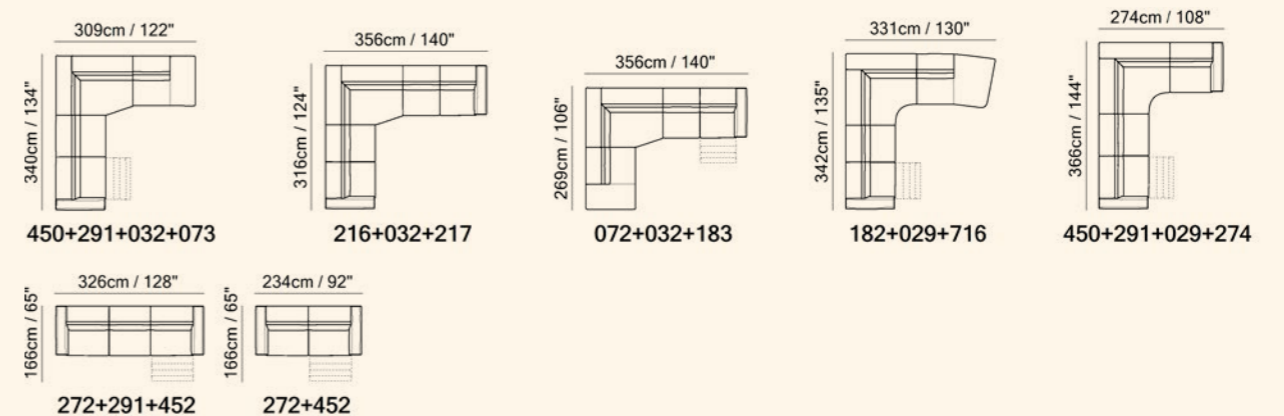
-  **Modularity**
-  **Moving Features**
Adjustable Headrest
-  **Head and Neck Support**
-  **Memory Foam**
-  **Recliner**
Dual Motion (Battery Pack Available)
-  **Zero Wall**
-  **Customizable Details**
Feet Choices



Schematics



Composition Examples



3029
V029

Galaxy sofa

Designed by
Natuzzi Design Center



Discover Galaxy
on [natuzzi.com](https://www.natuzzi.com)



An authentic galaxy of comfort and innovation. An enveloping design is combined with extreme modularity, space-saving features and a latest-generation recliner, allowing you to activate the headrest and footrest on each seat to obtain the desired position.

Versatile Beauty

3039 Available in leather.
Choose from more than 50 colors.

V039 Available in fabric.
Choose from over 90 colors.
Page 208 for detail of enabled upholstery.



Vers. 450+338+452
W114" x H33-38" x D61"



Vers. 450+452
W79" x H33-38" x D39-61"



Vers. 672+791+549
W114" x H33-38" x D63"

Technical Informations

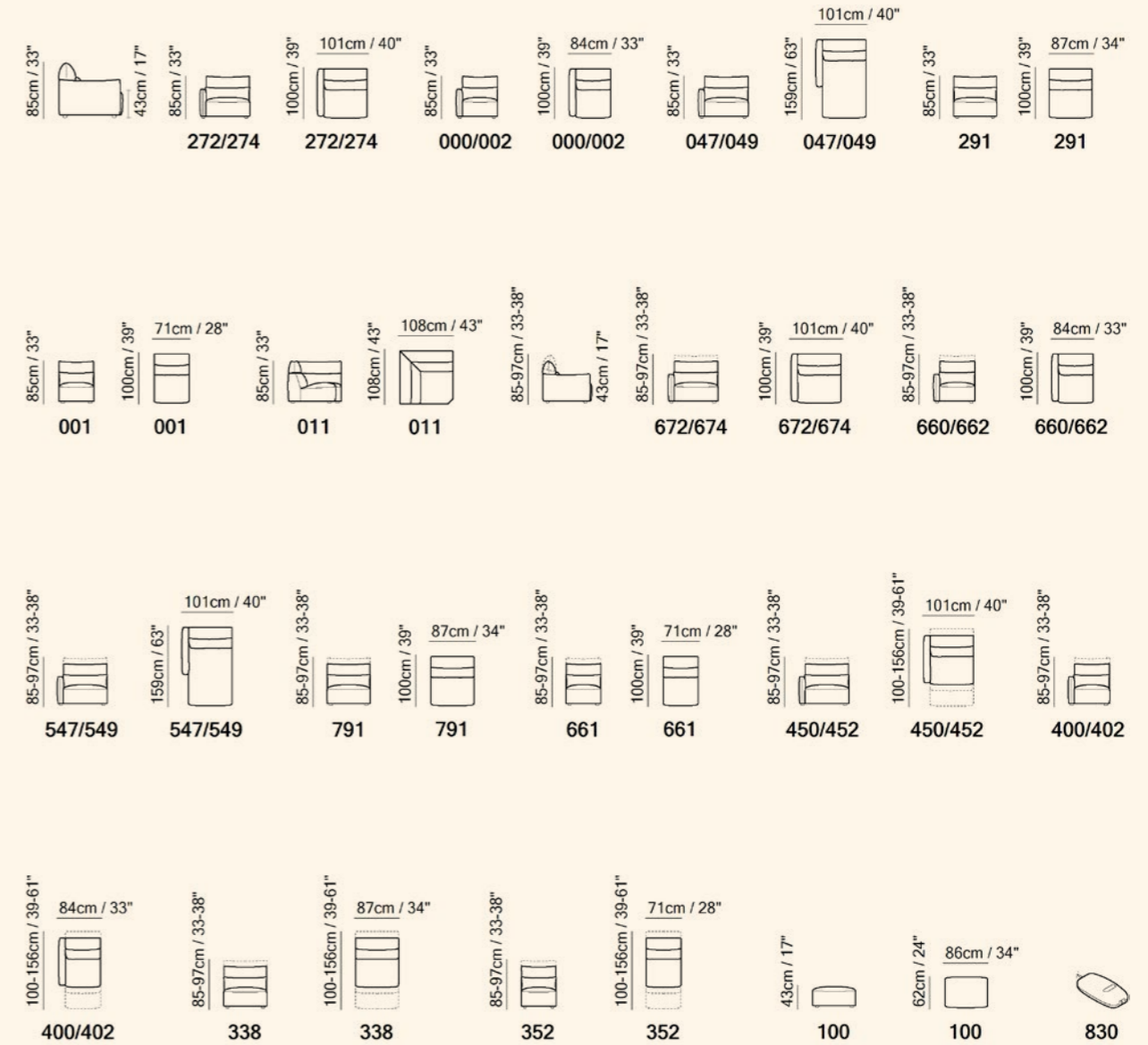
- Model 3029 can be ordered in fabric using code V029. When upholstered in fabric, Galaxy features a precious leather insert on the armrest.
- Contrast Welt available for model V029 with fabric as first cover and welt in contrast leather cat 15.
- Dual power mechanism with internal seat buttons.
- Switch is located internally between arm and seat.
- Thanks to Zero-Wall mechanism, seat and back cushions can be reclined at a great length without moving sofa away from the wall.
- Seat and back cushions are fixed to the frame.
- Internal wooden frame.

Key Features

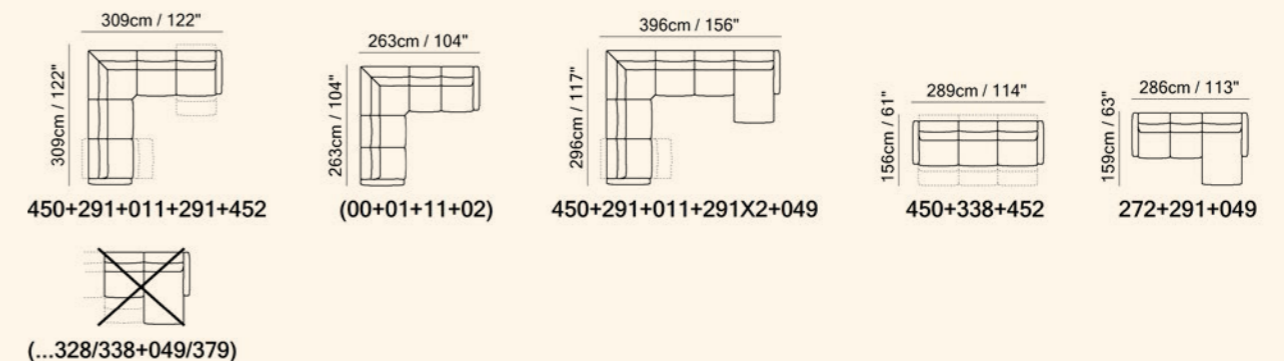
- Modularity
- Moving Features
Adjustable Headrest
- Head and Neck Support
- Compact Size
- Recliner
Dual Motion (Battery Pack Available)



Schematics



Composition Examples



2981
V981

Herman sofa

Designed by
Manzoni & Tapinassi



Discover Herman
on [natuzzi.com](https://www.natuzzi.com)



This sofa, designed by architects Manzoni and Tapinassi, features deep, comfortable seats equipped with chaise-longue end units that allow you to comfortably lie down.



Technical Informations

- The backrests are decorated with matching cushions, while the armrests emphasize the essential design of the sofa, enhanced by the presence of extremely elegant stitching.
- To allow modularity, the single elements can be put together thanks to the rubber stops under the legs.
- Tight Back and Seat Cushion.
- Internal wooden frame.
- With Leather Side.
- Metal spine available in metal finishings 80 (pewter) and 81 (glazed bronze).
- Model 2981 is available with welt in Gros-Grain (2,5 cm) to be entered as second covering. Gros-grain (2° riv) is not available on versions 100-105-539-556.

Versatile Beauty

V981 Available in leather.
Choose from more than 50 colors.

2981 Available in fabric.
Choose from more than 90 colors.
Page 208 for details of enabled upholstery.



2981 Vers. 272+291+429+073
W137" x H30" x D104"



2981 Vers. 272+291+429+073+047
W160" x H30" x D150"

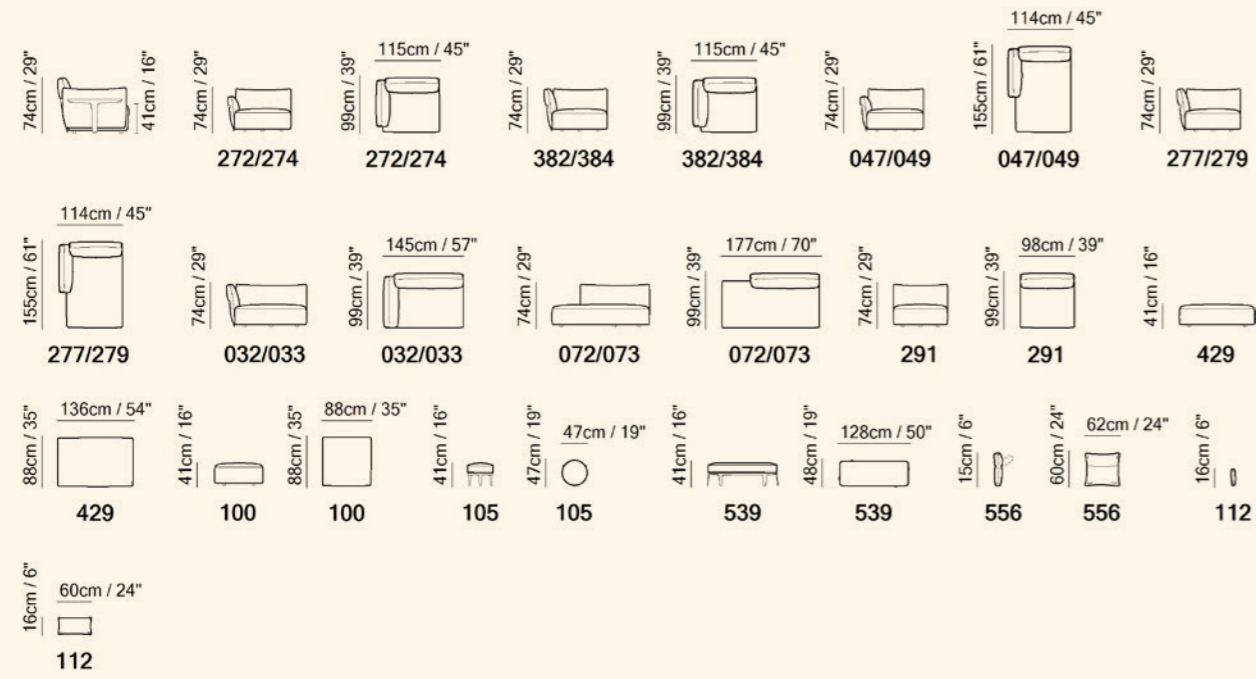


V981 Vers. 272+291+049
W129" x H30" x D61"

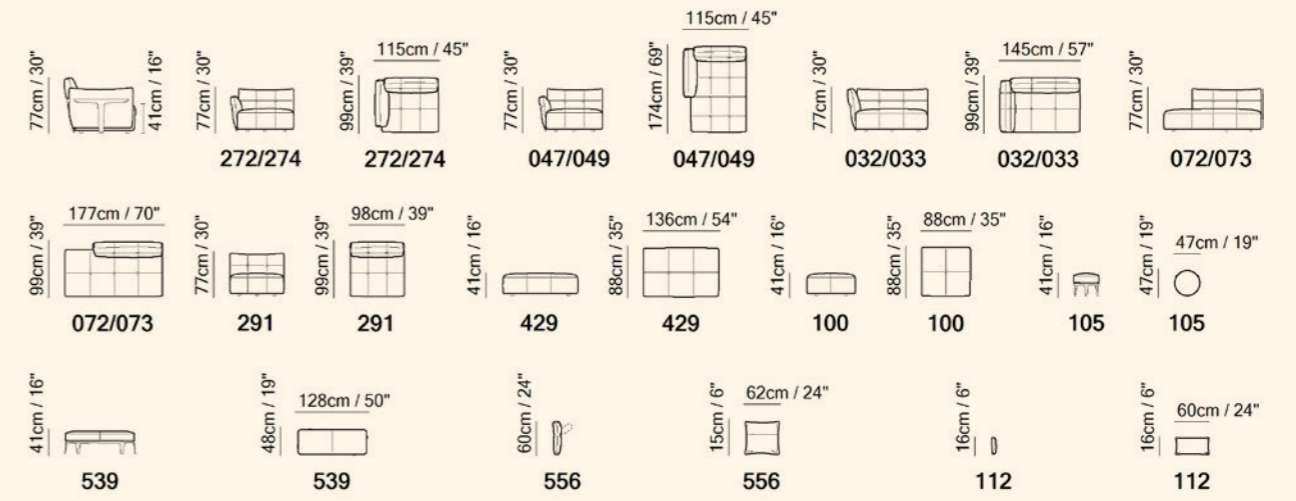
Key Features

- ▣ Modularity
- ☞ Memory Foam
- ☞ Customizable Details
Armrest Choices
Feet Choices
- ☞ Fully Upholstered Sides

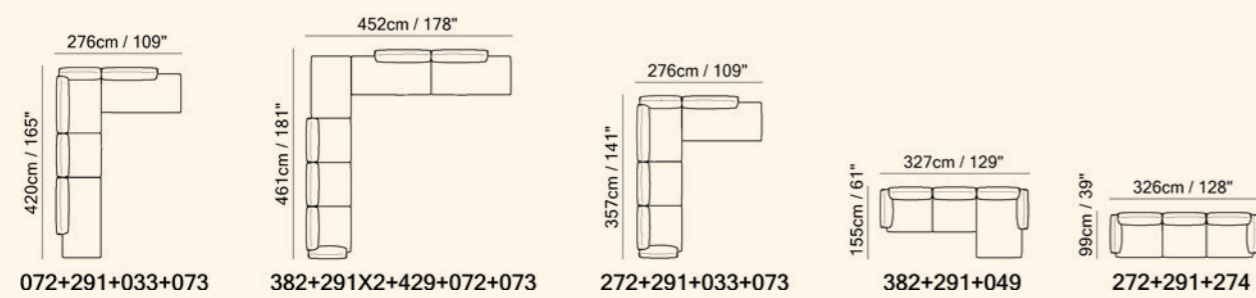
Schematics 2981



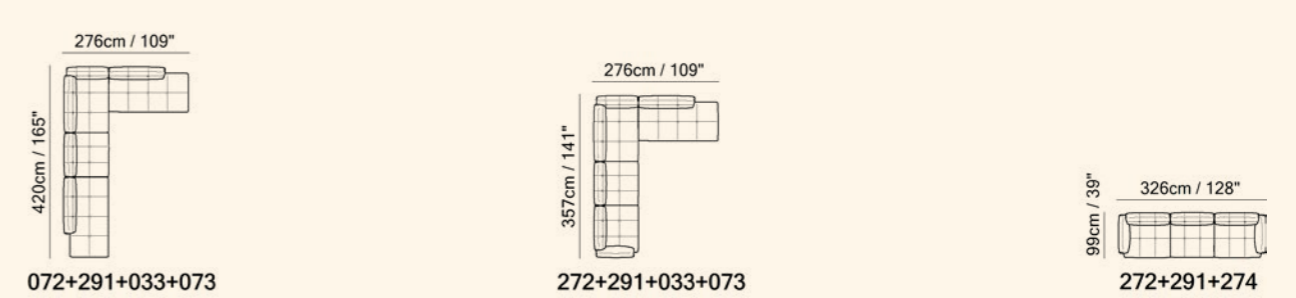
Schematics V981



Composition Examples



Composition Examples



3085
V085

Icon sofa

Designed by
Michele Menescardi



Discover Icon
on [natuzzi.com](https://www.natuzzi.com)



Its soft silhouette and rounded appearance give it that immense visual comfort that made Natuzzi sofas so unmistakable in the '80s and '90s.

Versatile Beauty

V085 Available in leather.
Choose from more than 50 colors.

3085 Available in fabric.
Choose from over 90 colors.
Page 208 for detail of enabled upholstery.



Vers. 272+291+274
W125" x H31" x D42"





Vers. 272+274
W91" x H31" x D42"

Technical Informations

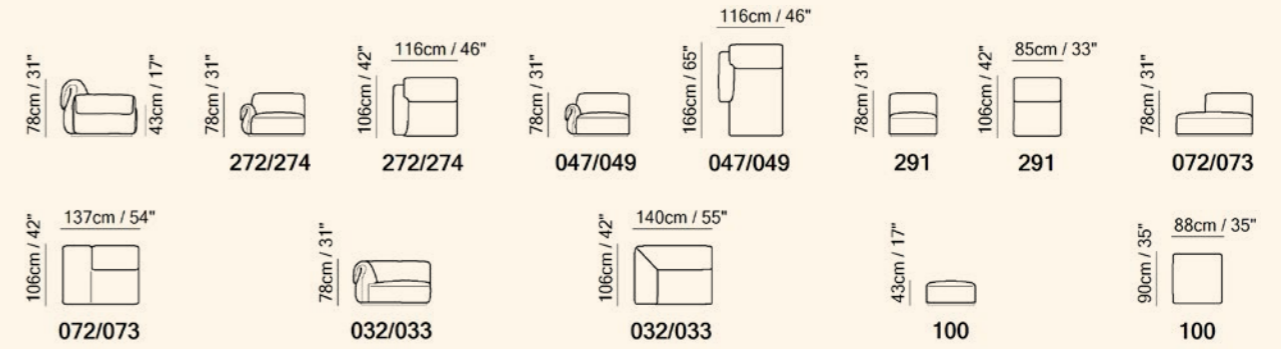
- The mix of padding in polyurethane and Climalight guarantees a look and support that does not change over time.
- To allow modularity, the single elements can be put together thanks to the rubber stops under the legs.
- Tight Back and Seat Cushion.
- Internal wooden frame.
- With Leather Side.
- Base in black galvanic metal.

Key Features

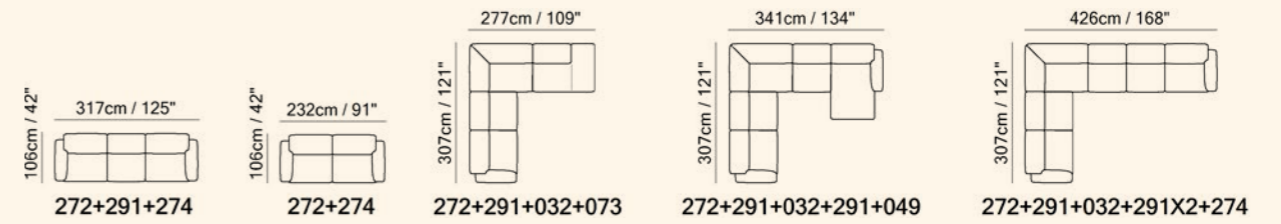
-  **Modularity**
-  **Fully Upholstered Sides**



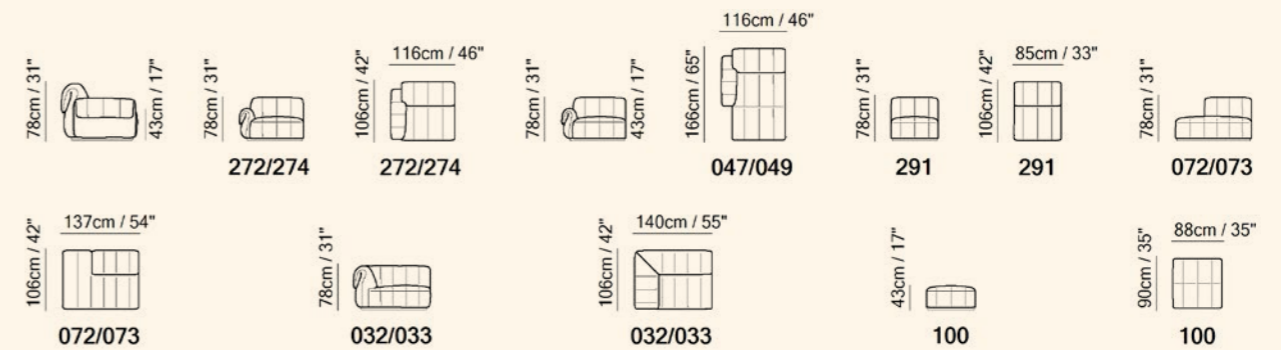
Schematics 3085



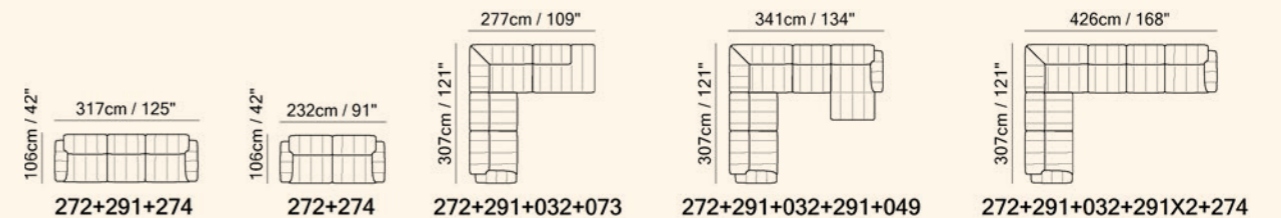
Composition Examples



Schematics V085



Composition Examples



2954
Recliner
also available

lago sofa

Designed by
Natuzzi Design Center



Discover lago
on [natuzzi.com](https://www.natuzzi.com)



Artisanal workmanship comes together with innovation, whose prime objective is to heighten comfort levels. Linear and geometric shapes hide exclusive motion systems allowing you to customize everything to suit your own needs.

Versatile Beauty

Available in leather and fabric. Choose from over 50 leather colors and over 90 fabric colors. Page 208 for details of enabled upholstery.



Vers. 450+338+452
W121" x H30-39" x D64"



Vers. 072+489+338+452
W123" x H30-39" x D101"



Vers. 450+452
W87" x H30-39" x D64"

Technical Informations

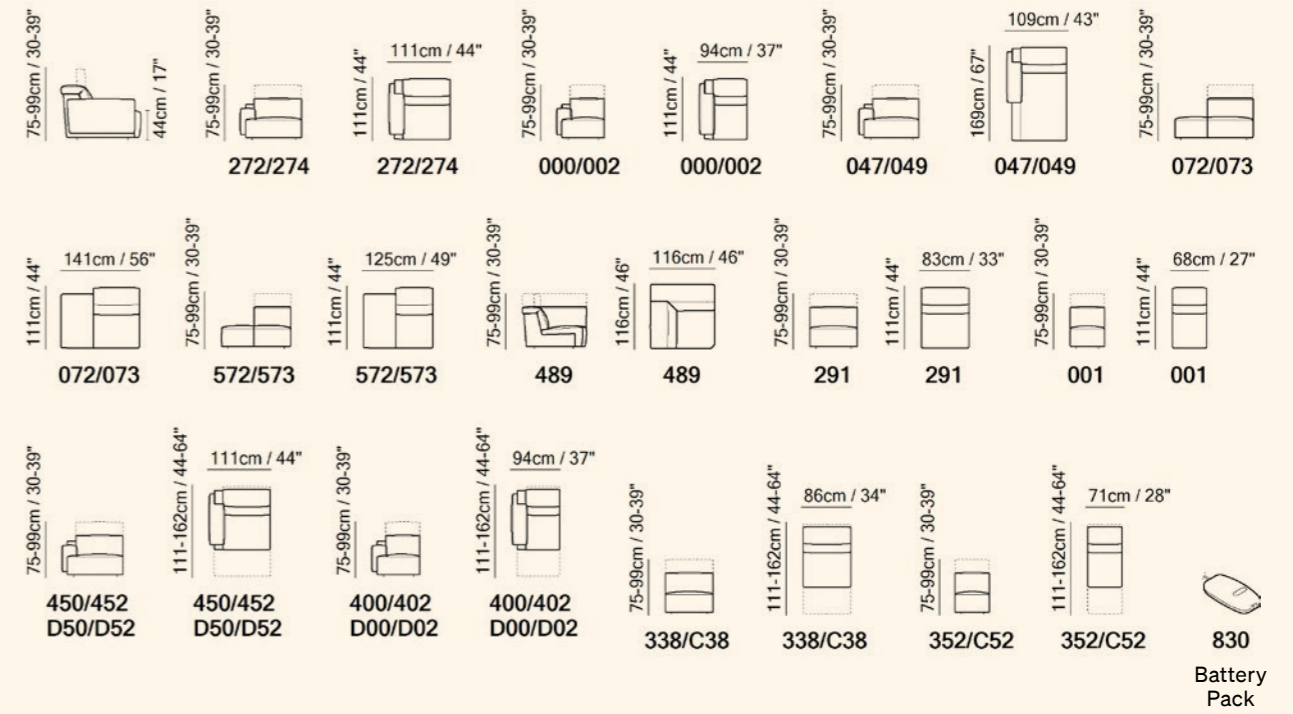
- Seat cushion includes a layer of memory foam, a pressure-sensitive soft polyurethane, that recovers its form completely thus giving great comfort.
- Available with soft touch mechanism that changes the seat and back cushion position with a simple tap.
- Model has power combined headrest.
- Zero-Wall mechanism, seat and back cushions can be reclined at a great length without moving sofa away from the wall.
- Vers. 830 - battery kit can be ordered as optional. A battery kit cannot be connected to only one electric seat.

Key Features

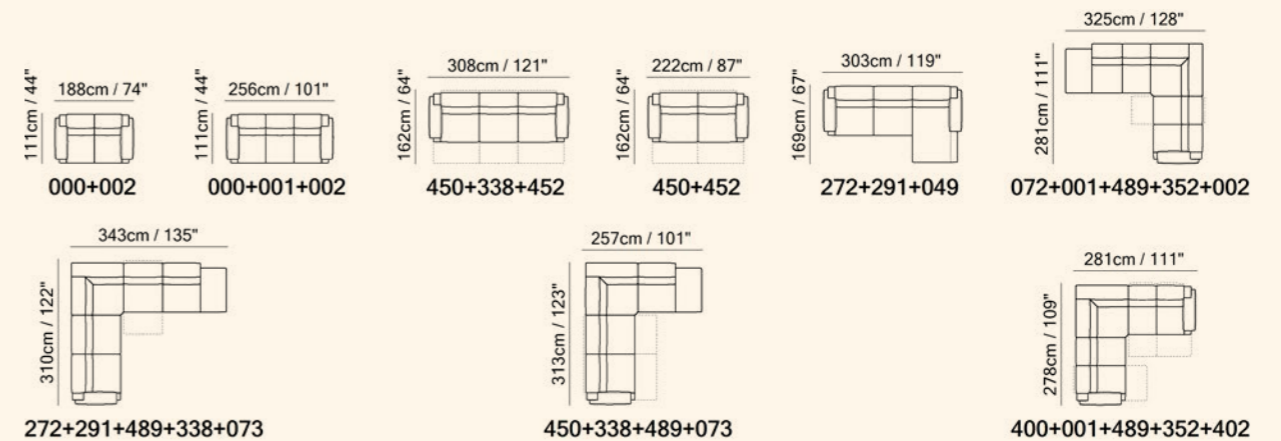
- Modularity
- Moving Features
Adjustable Headrest
- Head and Neck Support
- Memory Foam
- Recliner
Dual Motion
(Vers. 830 Battery Pack Available)
- Zero Wall



Schematics



Composition Examples



3210

Infinito sofa

Designed by
Marcantonio Raimondi Malerba



Discover Infinito
on [natuzzi.com](https://www.natuzzi.com)



An almost impossible challenge – taking the core aesthetic of one of the most powerful symbols for the human race and turning it into an object that has a strong symbolic value for Natuzzi – the sofa.



Technical Informations

- The metal tubular structure gives the sofa a dreamlike and unmistakable shape, while the elastic polyurethane padding of varying density that surrounds it gives this piece of furniture maximum comfort.
- Hidden non-slip feet.


Versatile Beauty

Available in leather and fabric.
Choose from over 50 leather colors and over 90 fabric colors.
Page 208 for details of enabled upholstery.



Vers. 888
W118" x H32" x D95"

Schematics



2987

Jeremy sofa

Designed by
Manzoni & Tapinassi



Discover Jeremy
on [natuzzi.com](https://www.natuzzi.com)



A volumetric interpretation of serenity and composure of a project designed to last over time and characterized by great simplicity.

Versatile Beauty

Available in leather and fabric.
Choose from over 50 leather colors and over 90 fabric colors.
Page 208 for details of enabled upholstery.



Vers. 009
W80" x H31" x D38"



Vers. 072+032+019
W124" x H31" x D93"






Vers. 003
W37" x H31" x D38"

Technical Informations

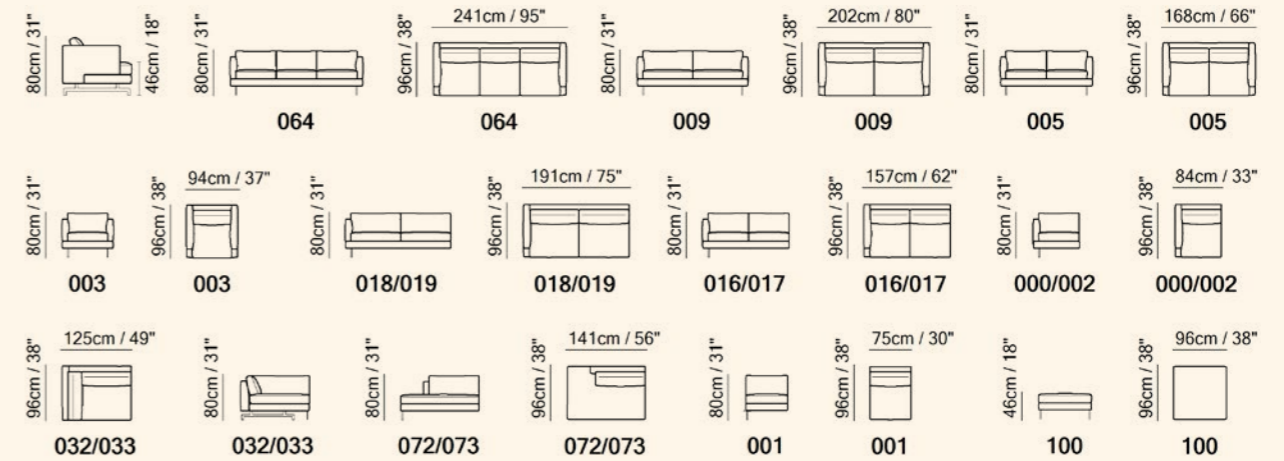
- The interplay of joints between the base and the armrest in continuity with the backrest is particularly remarkable.
- The regularity of the feet adds rigor to the sofa.
- Loose Back and Seat Cushion: which are not fixed to the frame.
- With Leather Side.
- Internal wooden frame.
- Feet available in pewter finish.

Key Features

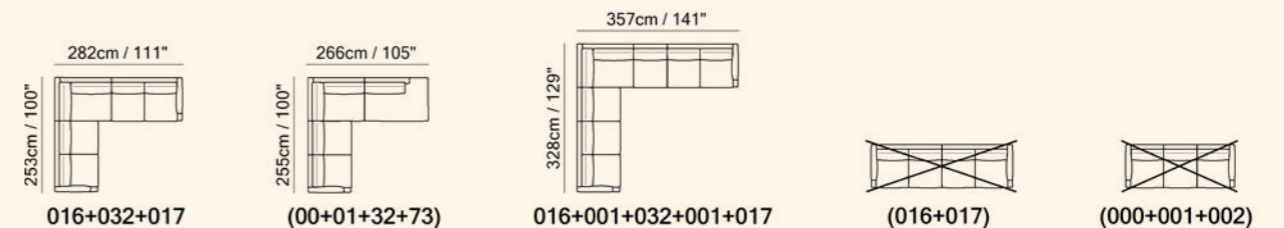
-  **Modularity**
-  **Compact Size**
-  **Memory Foam**



Schematics



Composition Examples



3230
V230

Juno sofa

Designed by
Massimo Iosa Ghini



Discover Juno
on [natuzzi.com](https://www.natuzzi.com)



Inclusion, a basic value of the Mediterranean lifestyle, upgrades the role of the sofa, which welcomes and embraces us by adapting totally to us.

Versatile Beauty

Available in leather and fabric.
Choose from over 50 leather colors and over 90 fabric colors.
Page 208 for details of enabled upholstery.



Vers. 009
W112" x H34" x D43"



Vers. 272+029+291+274
W94" x H36" x D125"






Vers. 272+291+049
W118" x H36" x D71"

Technical Informations

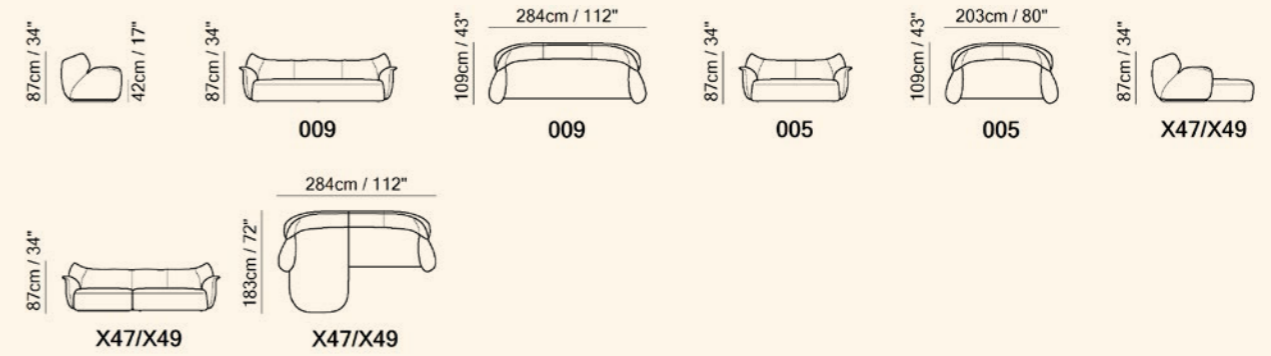
- Production begins with the shaping of polyurethane resin into its desired form. Within it, a robust metal structure is integrated, serving as the sturdy back bone upon which the sofa's durability and stability rest. High-density polyurethane is injected into the mold, filling every crevice and forming the core body. To impart luxurious softness, a layer of transformed lower density polyurethane is bonded to the structure, ensuring more comfort. The sofa now is enveloped in dacron, leather or fabric.
- The hidden metal feet with anti-scratch and non-slip rubbers offer a practical solution for protecting floors.
- Internal structure in molded polyurethane.
- 3230 Curved Wooden Structure with elasticstraps that give support and greater comfort V230.

Key Features

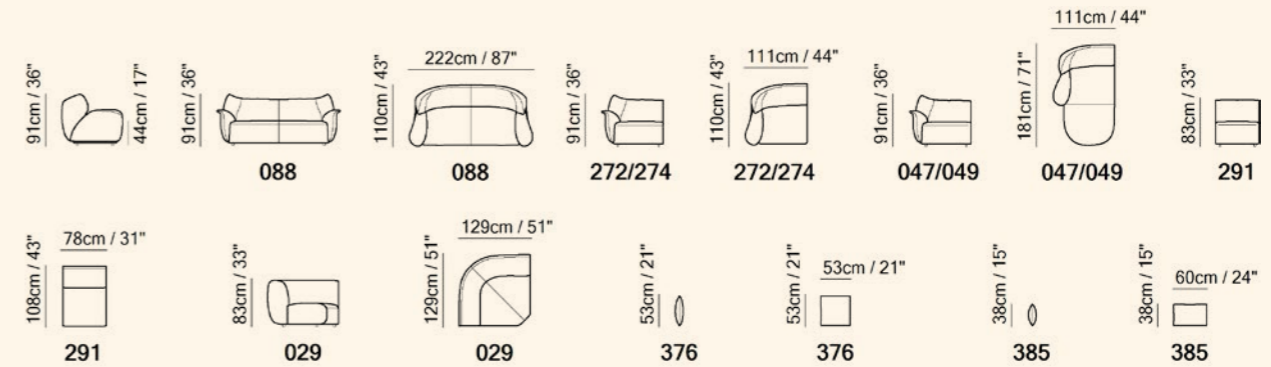
-  **Modularity**
-  **Compact Size**
-  **High Visual Comfort**



Schematics 3230



Schematics V230



3032
S032

Kendo sofa

Designed by
Manzoni & Tapinassi



Discover Kendo
on [natuzzi.com](https://www.natuzzi.com)



A perfect combination of modularity, craftsmanship and refined design. Kendo brings its refined personality to every living area, enhanced by precious details and exceptional comfort.

Versatile Beauty

Available in Leather. Choose between over 50 colors, also in thickened leather with raw cut (S907). Page 208 for detail enabled upholstery.



Vers. 009
W95" x H30" x D41"



Vers. 018+049
W135" x H30" x D66"



Vers. 586
W95" x H30" x D41"

Technical Informations

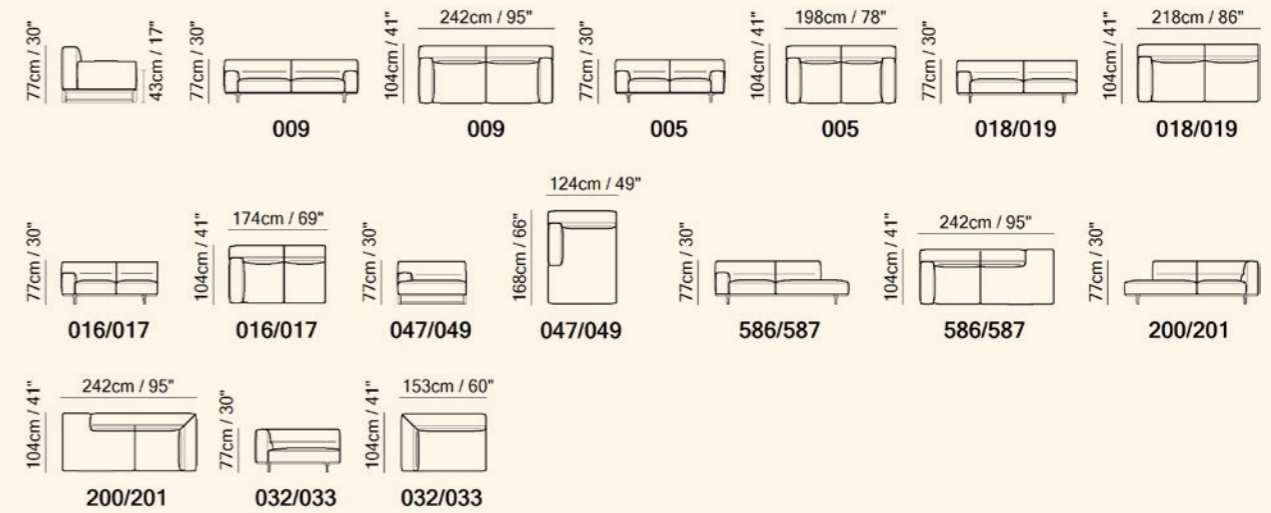
- The mix of padding in polyurethane and Climalight guarantees a look and support that does not change over time.
- Seat and back cushions are fixed to the frame.
- In leather version module side panels are fully upholstered.
- Internal wooden frame.
- Feet available in wooden finishings 32 (Smoked Oak) with metal insert in brass / 33 (Olive Walnut; with upcharge) with metal insert in color pewter.

Key Features

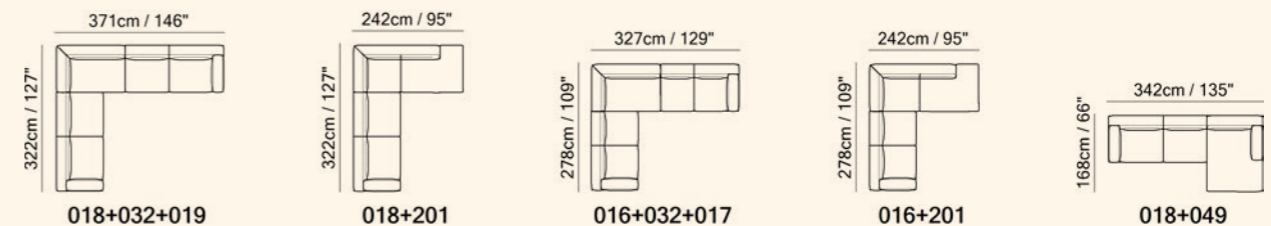
- Modularity**
- Memory Foam**
- Customizable Details**
Feet Choices
- Fully Upholstered Sides**



Schematics



Composition Examples



3000

La Scala sofa

Designed by
Claudio Bellini



Discover La Scala
on [natuzzi.com](https://www.natuzzi.com)



A modern reinterpretation of a classic chester, the La Scala sofa is a masterpiece of craftsmanship, characterized by the straight lines along the perimeter that surround the detail of the deep-buttoned upholstery and the softness of the cushions.

Versatile Beauty

Available in leather and fabric. Choose from over 50 leather colors and over 90 fabric colors. Page 208 for details of enabled upholstery.



Vers. 064
W95" x H27" x D36"



Vers. 212+220+019
W139" x H27" x D113"






Vers. 047+019
W116" x H27" x D61"

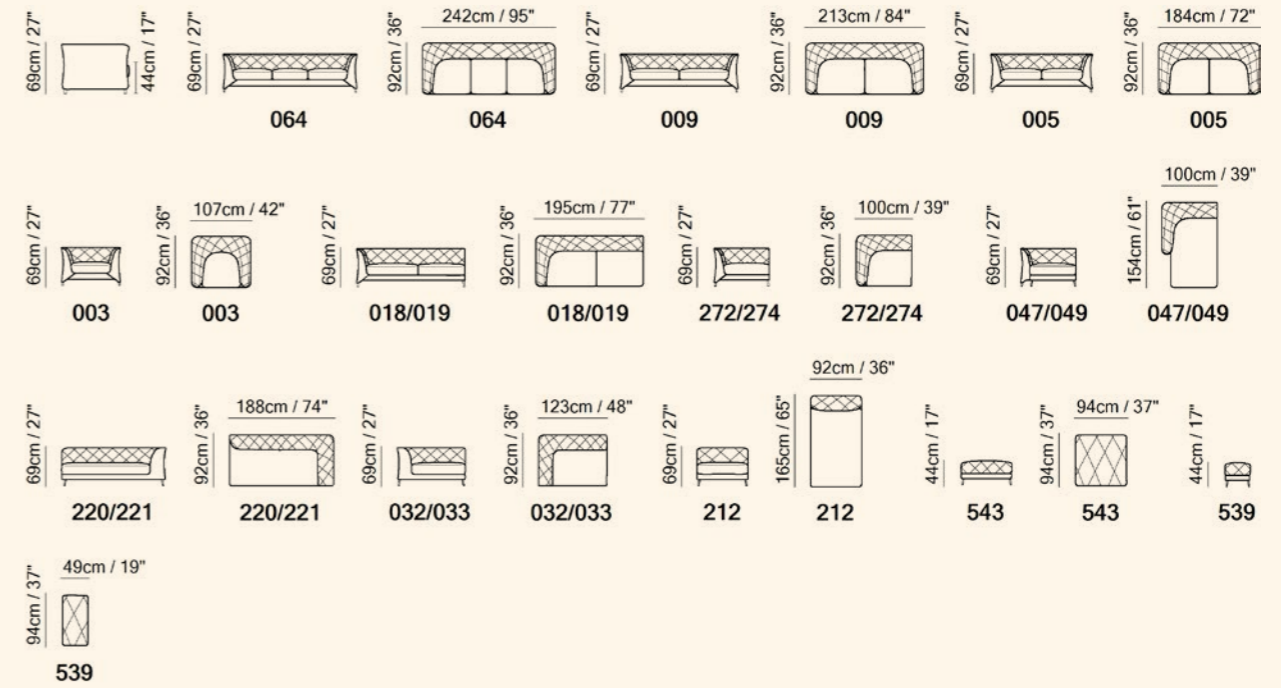
Technical Informations

- A traditional model that even blends in with contemporary furnishing projects with elegance and sobriety.
- Seat and back cushions are fixed to the frame.
- Feet in Metal Black Chrome.

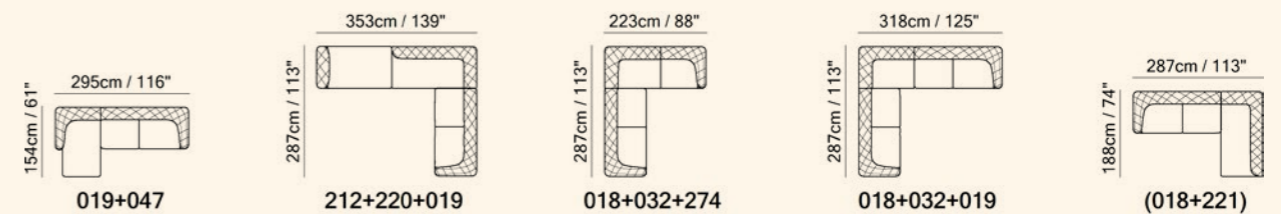
Key Features

-  **Modularity**
-  **Compact Size**
-  **Memory Foam**

Schematics



Composition Examples



3188

Leaf sofa

Designed by
Manzoni & Tapinassi



Discover Leaf
on [natuzzi.com](https://www.natuzzi.com)



The highly versatile Leaf sofa comes into its own in more structured compositions. Comfort and linearity provide an ideal blend for everyday moments of pleasure and friendship.

Versatile Beauty

Available in leather and fabric. Choose from over 50 leather colors and over 90 fabric colors. Page 208 for details of enabled upholstery.



Vers. 009
W93" x H32" x D41"



Vers. 088
W74" x H32" x D41"




Vers. 016+032+073
W104" x H32" x D106"

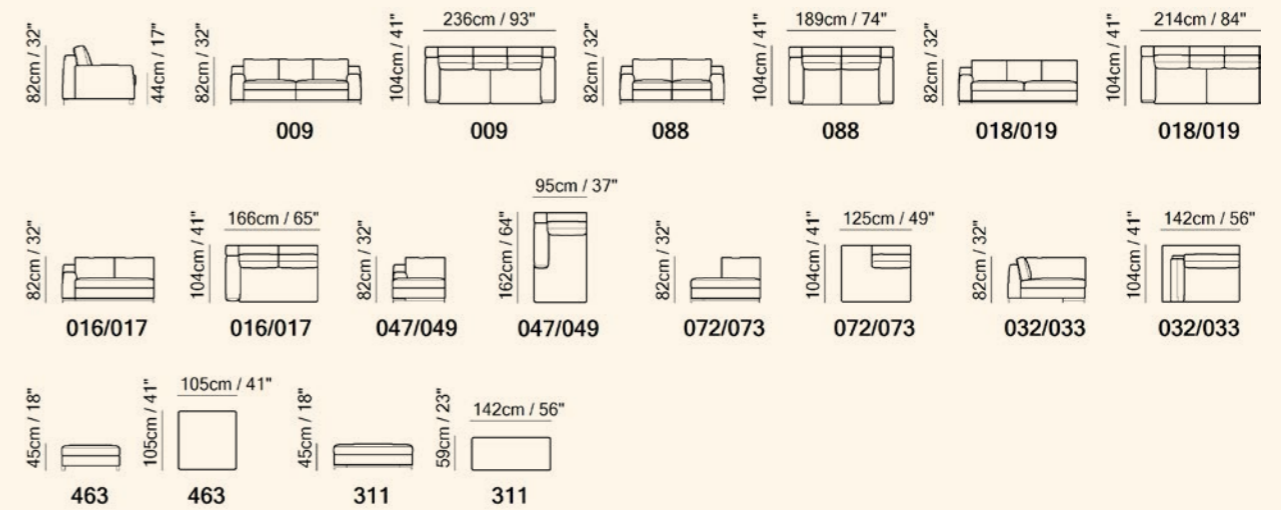
Technical Informations

- To allow modularity, the single elements can be put together thanks to the rubber stops.
- The mix of padding in polyurethane and Climalight guarantees a look and support that does not change over time.
- Seat and back cushions are fixed to the frame.
- Internal wooden frame.
- Solid wood base black ashwood combined with metal feet in glossy black.

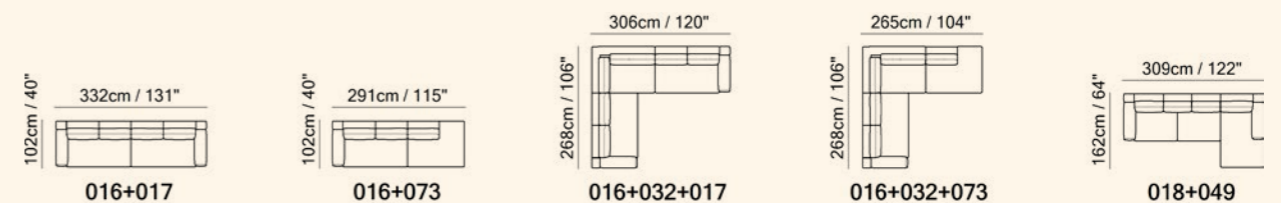
Key Features

 **Modularity**

Schematics



Composition Examples



2911
R911

Long Beach sofa

Designed by
Claudio Bellini



Discover Long Beach
on [natuzzi.com](https://www.natuzzi.com)



A harmonious mix of design, premium materials and fine Italian workmanship. Invitingly comfortable, its armrests leave plenty of room for the seat cushions.

Versatile Beauty

2911 Available in leather.
Choose from more than 50 colors.

R911 Available in fabric.
Choose from more than 90 colors.
Page 208 for detail of upholstery enabled.



Vers. 272+274
W92" x H31" x D40"



Vers. 100+291+291
W120" x H31" x D41"



Vers. 272+291+032+291+049
W136" x H31" x D126"

Technical Informations

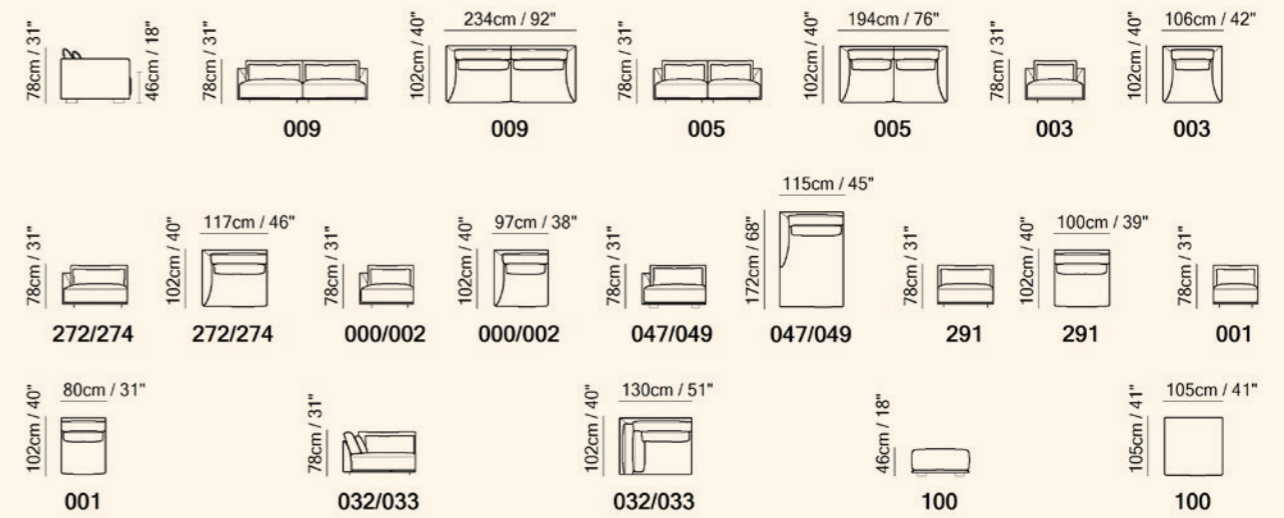
- This soft, welcoming design features height-adjustable feet, to suit your personal style.
- Seat cushion includes a layer of memory foam and pressure-sensitive soft polyurethane.
- Loose back cushions, not fixed to the frame.
- Internal wooden frame.

Key Features

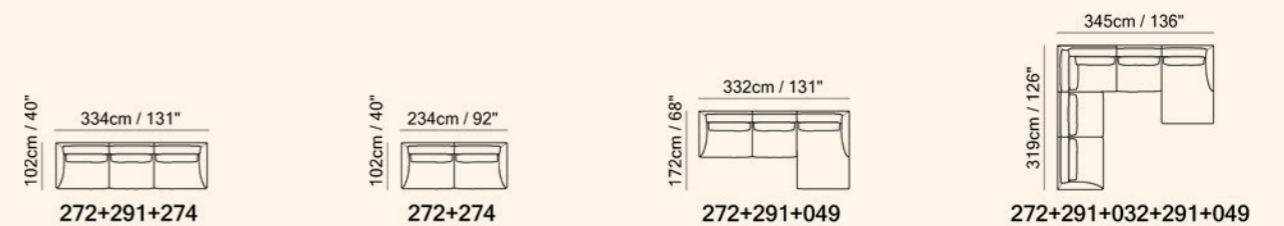
- Modularity
- Compact Size
- Memory Foam
- High Visual Comfort
- Fully Upholstered Sides



Schematics



Composition Examples



3270
Modular

Melody sofa

Designed by
Simone Bonanni Studio



Discover Melody
on [natuzzi.com](https://www.natuzzi.com)



There are ideas that are born from subtraction, simplification and spontaneity. Their essence comes to life from the materials they are made of and the air that surrounds them. Here, between matter and space, takes shape Melody.

Versatile Beauty

Available in leather and fabric.
Choose from over 50 leather colors and over 90 fabric colors.
Page 208 for details of enabled upholstery.



Vers. 715+716+238+208
W120" x H30" x D56"



Vers. 072+076+274
W137" x H30" x D79"






Vers. 272+032+291+049
W137" x H30" x D90"

Technical Informations

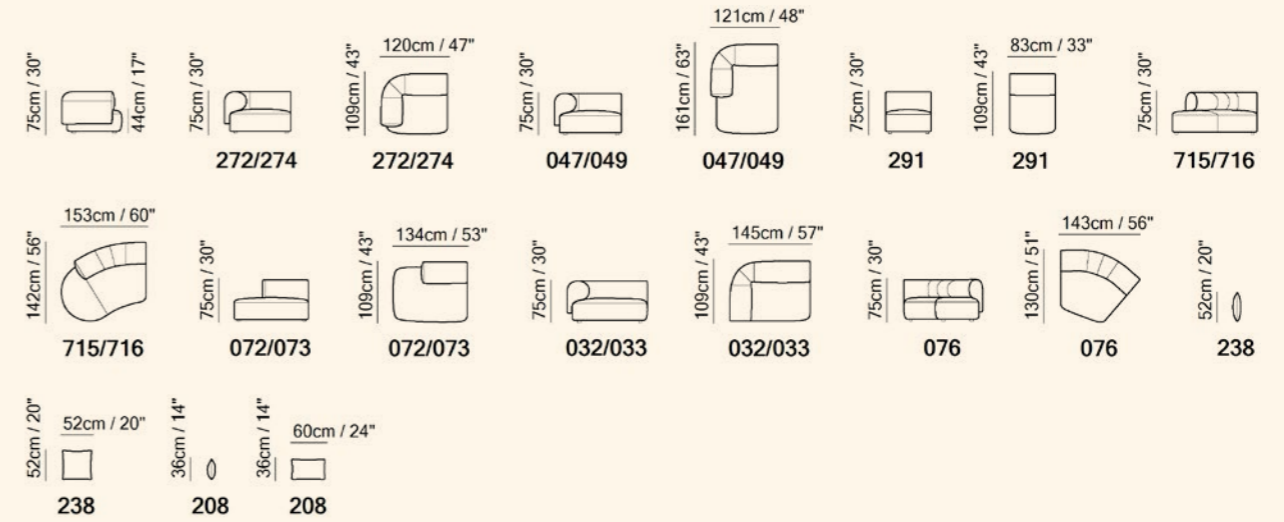
- Tone-on-tone edging along the profile of each individual module.
- Seat and back cushion composed of polyurethane foam in different densities.
- Internal plywood frame, elastic straps under the seat cushions and on the backrest.
- Upholstered sofa sides with hidden and removable hooks.
- Optional cushions of two different sizes and shapes (versions 238-208) that can be ordered in leather, fabric and in the desired quantity with the aim of enriching the design of the sofa and improving comfort.
- A vast and complete abacus of elements that allows you to create both linear and corner custom compositions.

Key Features

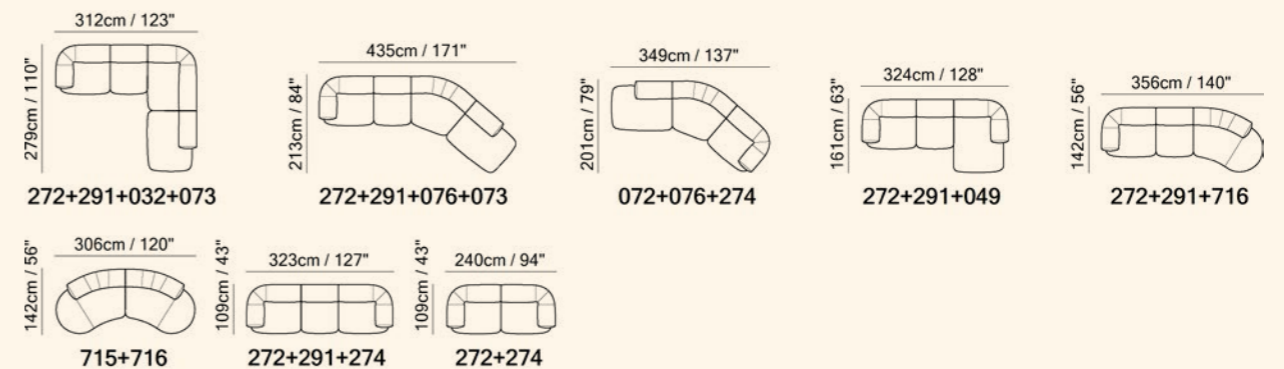
-  **Modularity**
-  **High Visual Comfort**
-  **Fully Upholstered Sides**



Schematics



Composition Examples



3039

Melpot sofa

Designed by
Mauro Lipparini



Discover Melpot
on [natuzzi.com](https://www.natuzzi.com)








It gets its name from the very mix of features that set it apart. Strictly following architectural design standards, Melpot delivers a plethora of unexpectedly dramatic design options.



Technical Informations

- Completely modular: mix it up with hard and soft surfaces such as pouf accent tables, wall panels or shelves to be placed against the padded backrest, or add a freestanding open shelving or drawer unit in wood for a flexible and personalized space. Modular components and accessories give free reign to creative configurations that suit every taste.
- To allow modularity, the single elements can be put together thanks to the rubber stops.
- Modules have sets of shelf units in three different sizes that can be combined to each side.
- The seat cushions are padded with Climalight. The loose cushions are filled with goose down for maximum softness.
- Frame of the sofa is completely upholstered
- Internal wooden frame.

Key Features

-  Modularity
-  Compact Size
-  Storage
Storage Cabinet
-  Customizable Details
Armrest Choices
-  High Visual Comfort

Versatile Beauty

Available in leather and fabric. Choose from over 50 leather colors and over 90 fabric colors. Page 208 for details of enabled upholstery.



Vers. 212+017+556+110+108+122
W107" x H28" x D57"



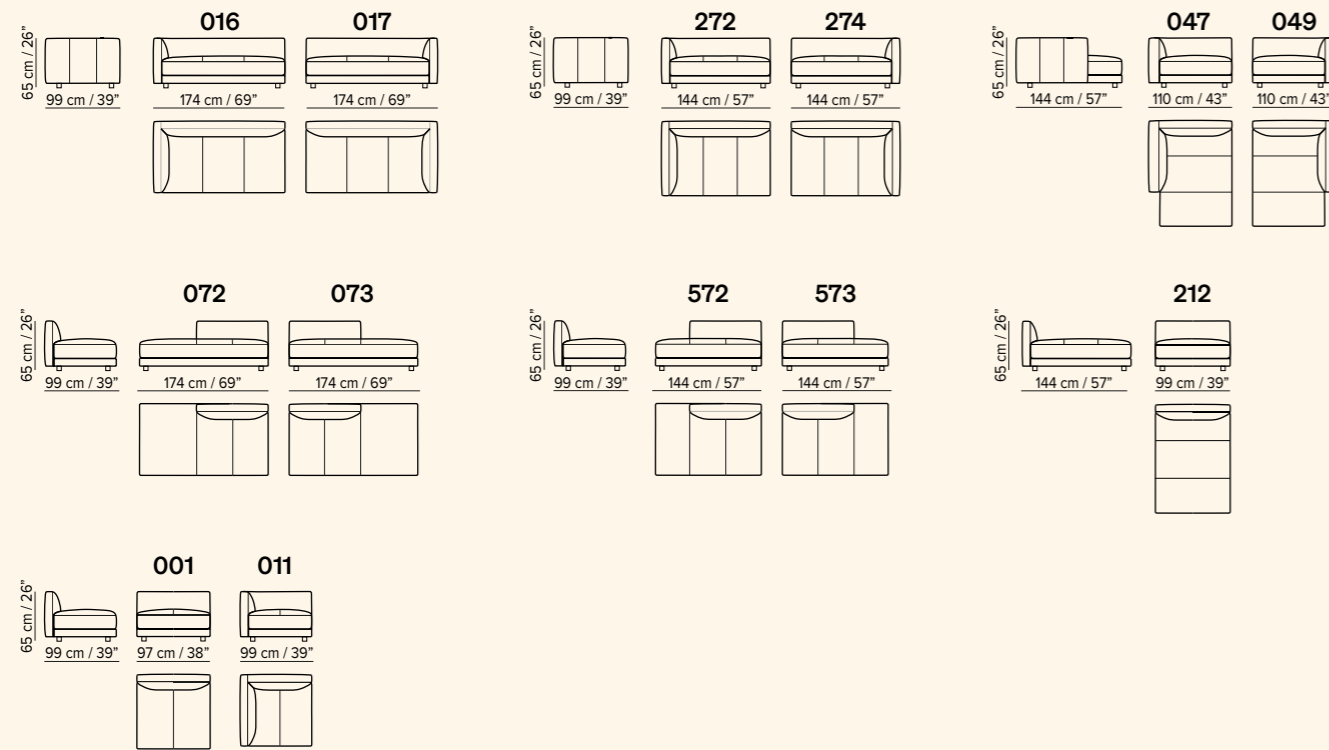
Vers. 800+801+330+642+122+122+242+543
W113" x H28" x D39"



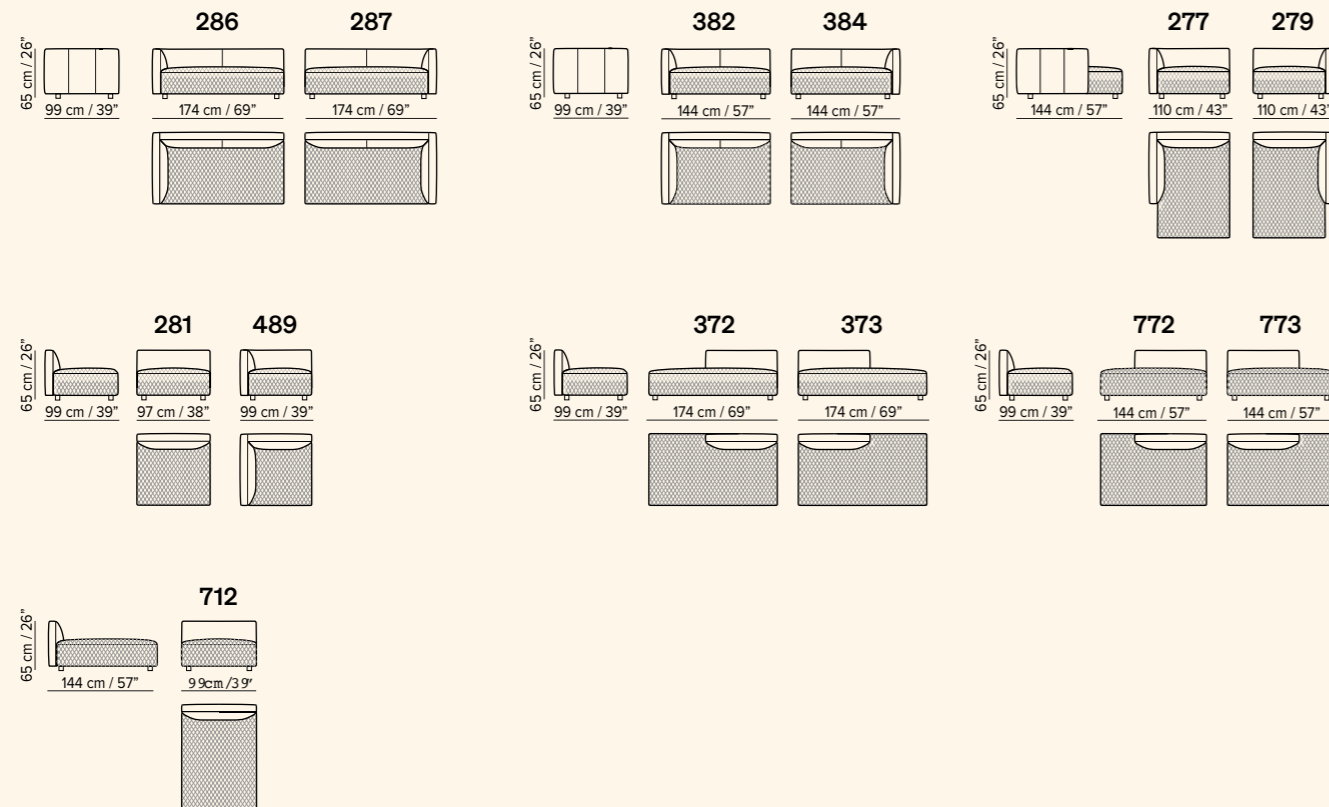
Vers. 272+212+001+821+642+811
+108+110+110+122+108+108+110+122
W40" x H28" x D63"

Schematics

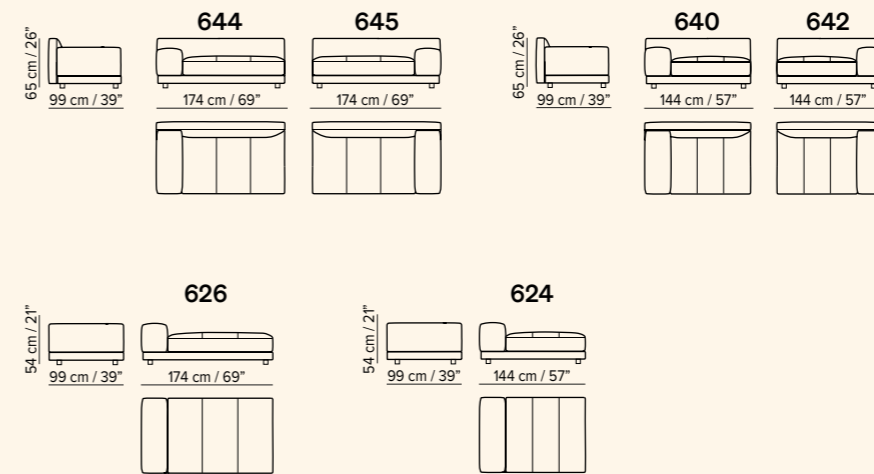
Modules



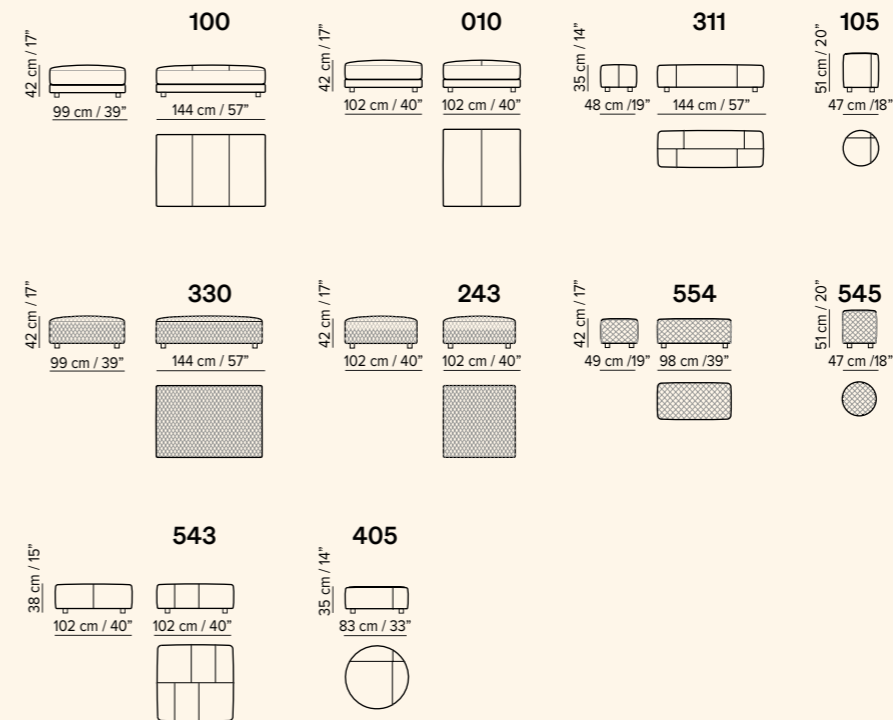
Quilted Modules



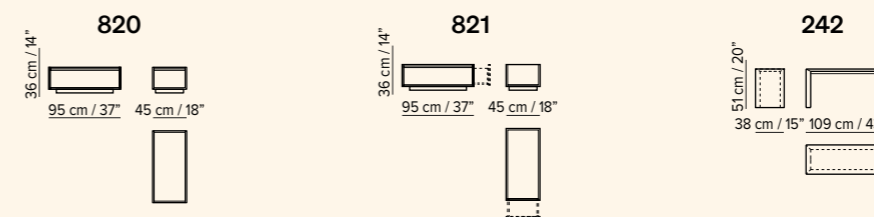
Modules with low armrest



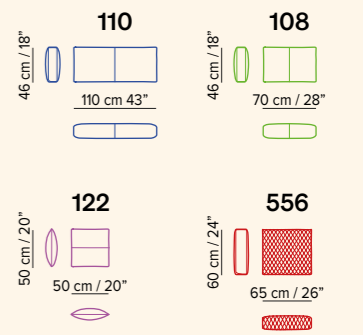
Poufs



Drawer - Bridge Table

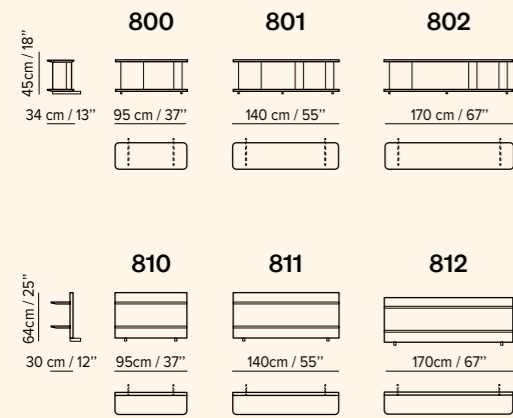


Pillows



Schematics

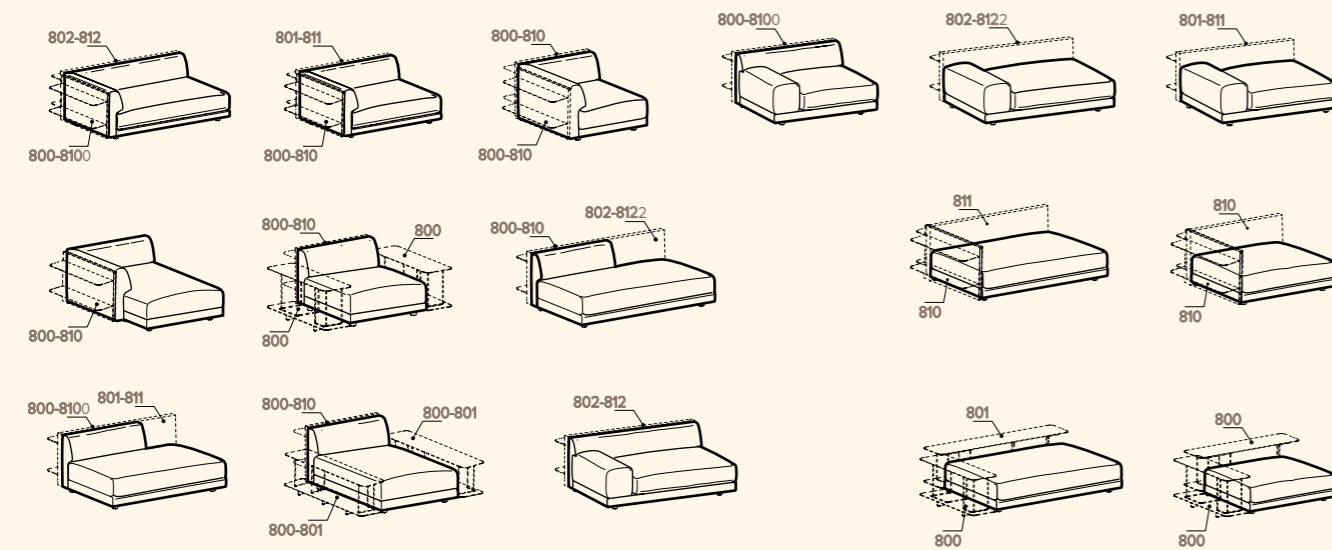
Bookshelves



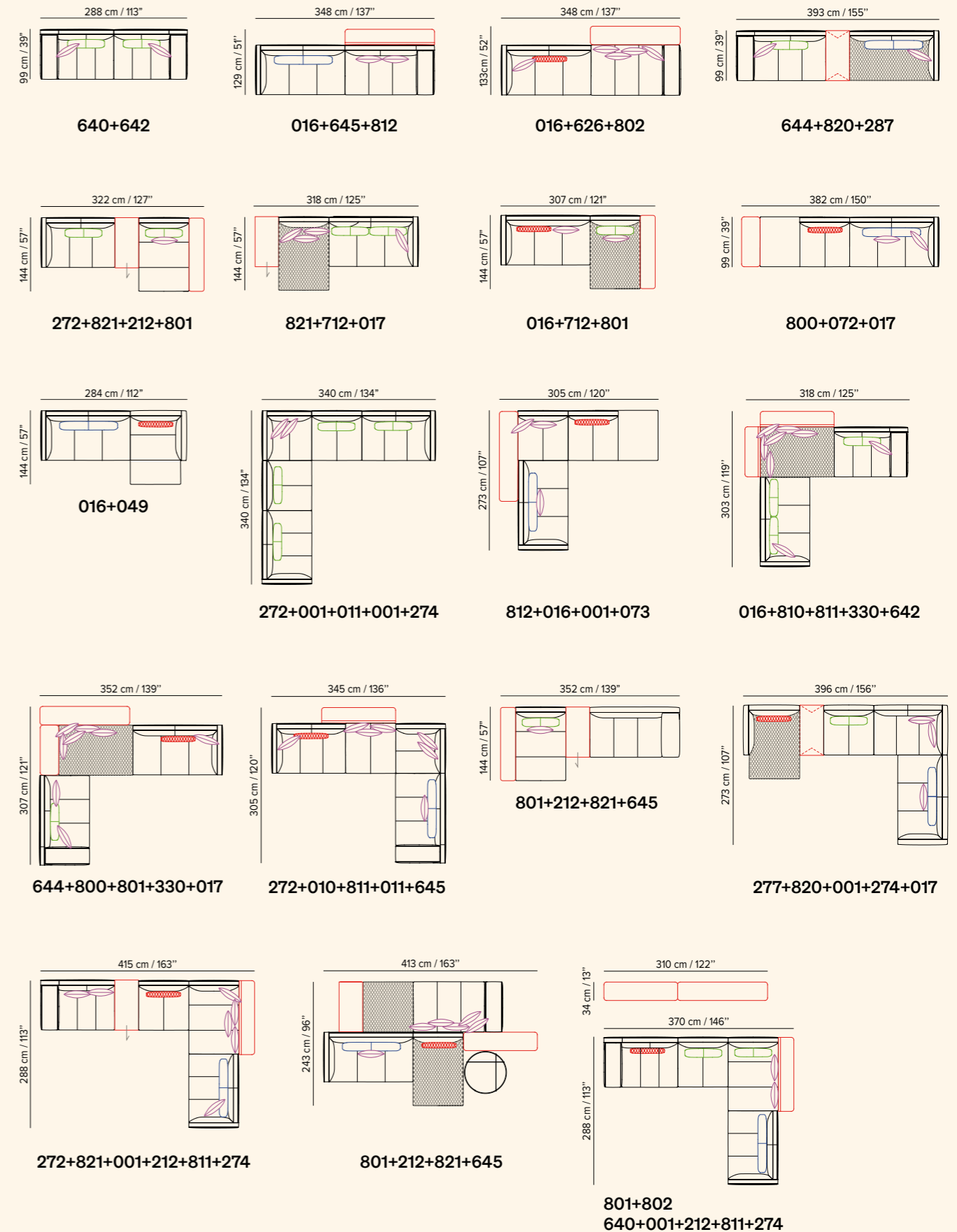
Choose shelf finishing:

- 810 / 811 / 812 / 821 always Walnut (ST39).
- 800 / 801 / 802 choose between Walnut (ST39), Blu Royal (ST16) or Glossy Wine (ST22); metal parts are always in finishing Black Chrome.
- 820 / 242 external always in Walnut (ST39) and for inside to choose from Blu Royal (ST16), or Glossy Wine (ST22).

Module - Bookshelf Combinations



Composition Examples



3004

Milano sofa

Designed by
Natuzzi Design Center



Discover Milano
on [natuzzi.com](https://www.natuzzi.com)



Compactness, style and elegance are combined in a vintage-effect sofa that is ideal for urban and metropolitan spaces. The model features highly versatile configurations and coverings.

Versatile Beauty

Available in leather and fabric. Choose from over 50 leather colors and over 90 fabric colors. Page 208 for details of enabled upholstery.



Vers. 009
W87" x H32" x D38"





Vers. 088
W80" x H32" x D38"

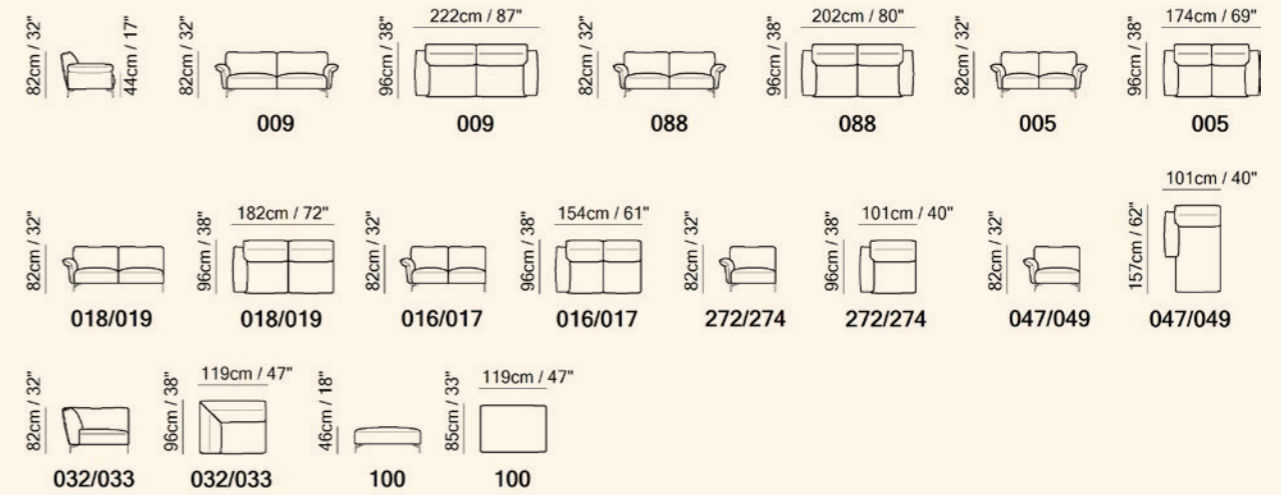
Technical Informations

- Seat and back cushions are fixed to the frame.
- Internal wooden frame.
- Feet available in metal finishing Black Chrome.

Key Features

-  **Modularity**
-  **Compact Size**

Schematics



Composition Examples



3205

New Classic sofa

Designed by
Fabio Novembre



Discover New Classic
on [natuzzi.com](https://www.natuzzi.com)




The reworking of the classic Chesterfield sofa has been made contemporary and urban and designed with a harmonious fusion of round and square shapes and volumes. A piece that immediately calls to mind visions of Puglia, with its unforgettable atmospheres and timeless harmoniousness.



Technical Informations

- The peculiarity is the roller that runs along the entire back of the body and which is grafted onto the armrests, creating a welcoming invitation to sit down to be embraced by the roundness of the sofa.
- To allow modularity, the single elements can be put together thanks to the rubber stops under the legs.
- Metal feet are available in two different finishes: matt black or glossy silver.
- Composed of high quality and certified EUCAFEEL - synonymous with respect for the environment, the health of the final consumer, and quality are guaranteed over time.

Key Features

 Modularity

Versatile Beauty

Available in leather and fabric.
Choose from over 50 leather colors and over 90 fabric colors.
Page 208 for details of enabled upholstery.

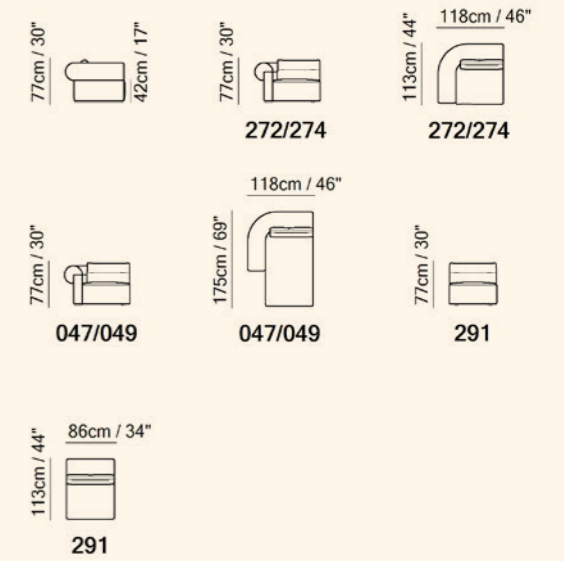


Vers. 272+274
W93" x H30" x D43"

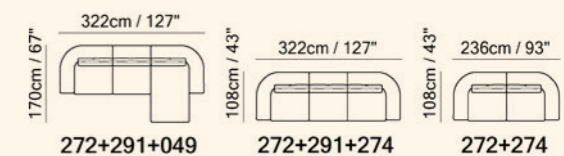


Vers. 272+291+274
W127" x H30" x D43"

Schematics



Composition Examples



3202

Pablo sofa

Designed by
Claudio Bellini



Discover Pablo
on [natuzzi.com](https://www.natuzzi.com)



Playing with heights and geometrical shapes, the armrests have been elevated with satin-finish metal rings on both ends, matching the feet in the same finish. Pablo is an icon of contemporary furnishing.

Versatile Beauty

Available in leather and fabric. Choose from over 50 leather colors and over 90 fabric colors. Page 208 for details of enabled upholstery.



Vers. 780+745+049
W146" x H39" x D60"



Vers. 780+745
W101" x H39" x D37"



Vers. 783+785
W73" x H39" x D37"

Technical Informations

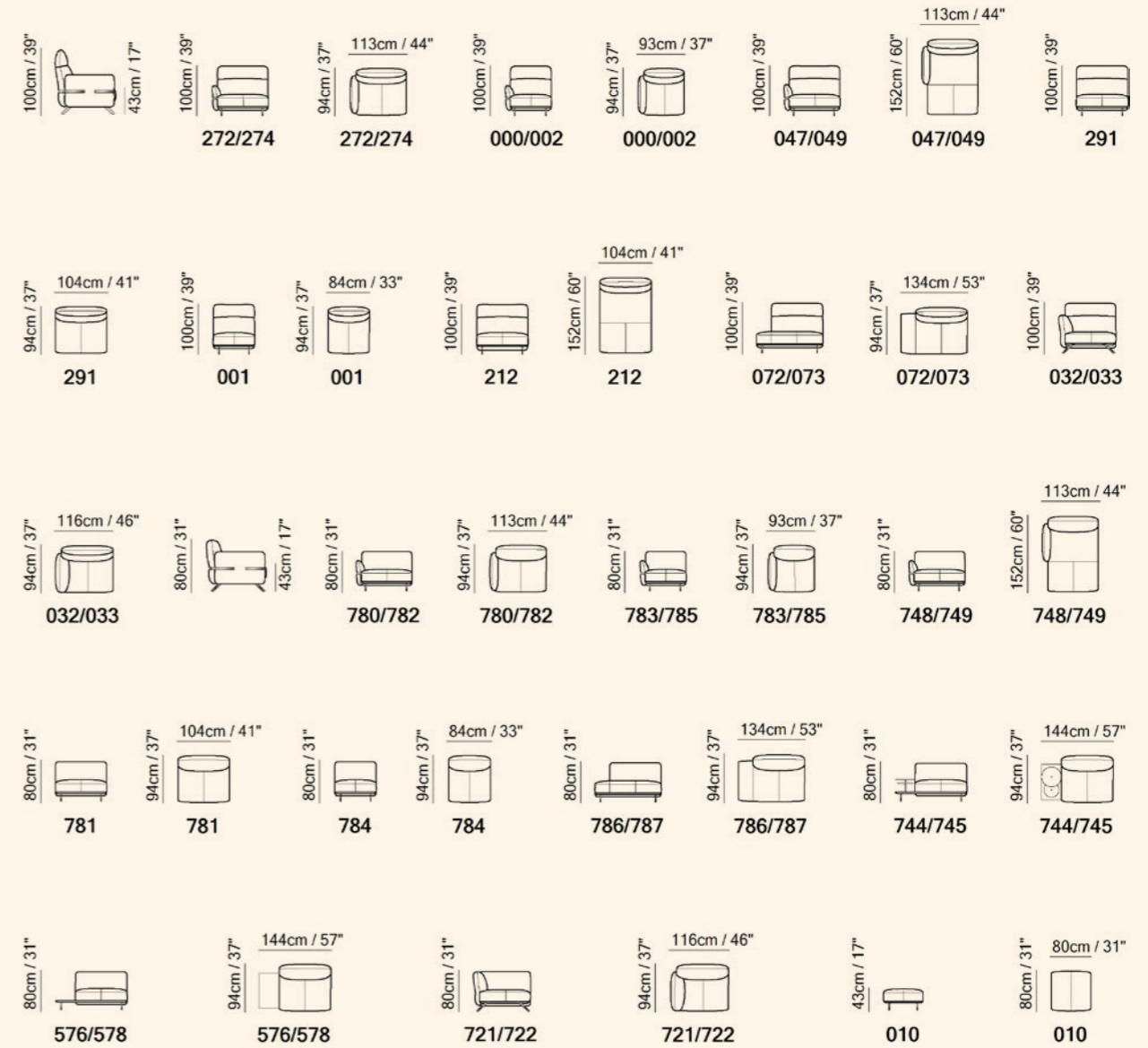
- With high back and low back modules that can be mixed together to create contemporary configurations with different comfort.
- To allow modularity, the single elements can be put together thanks to the rubber stops.
- Feet available in metal finishing in pewter.
- The 576-578 versions have a shelf integrated into the seat via pin. It is made of gray matt lacquered wood and acts as a comfortable and functional support surface.
- The 744-745 versions, in addition to the shelf, are completed by a table with extra white tempered glass top with a polished edge profile. The stem that holds the glass top is in pewter colored metal like the feet and the details on the armrest.

Key Features

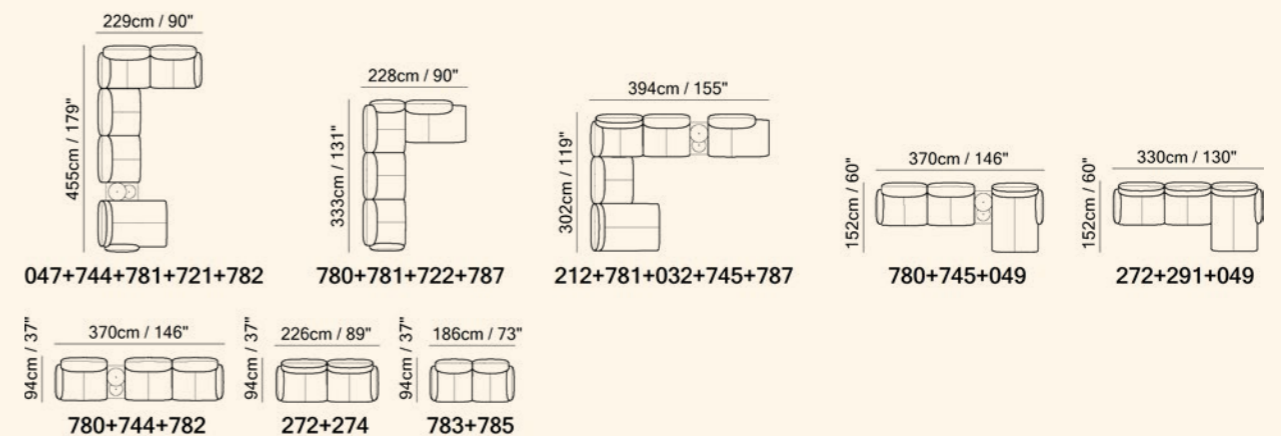
- Modularity
- Head and Neck Support
- Compact Size
- Integrated Coffee Table



Schematics



Composition Examples



2957

Philo sofa

Designed by
Natuzzi Design Center



Discover Philo
on [natuzzi.com](https://www.natuzzi.com)



A sofa with a unique style, with its refined quilting and specially-shaped metal feet that give it a modern and elegant aspect. Philo naturally becomes the true focal point of any space in which it is placed.

Versatile Beauty

Available in leather and fabric. Choose from over 50 leather colors and over 90 fabric colors. Page 208 for details of enabled upholstery.



Vers. 009
W83" x H31-40" x D43"



Vers. 272+C38+489+291+552
W126" x H31-40" x D126"



Vers. 368
W47" x H31-40" x D43-65"

Technical Informations

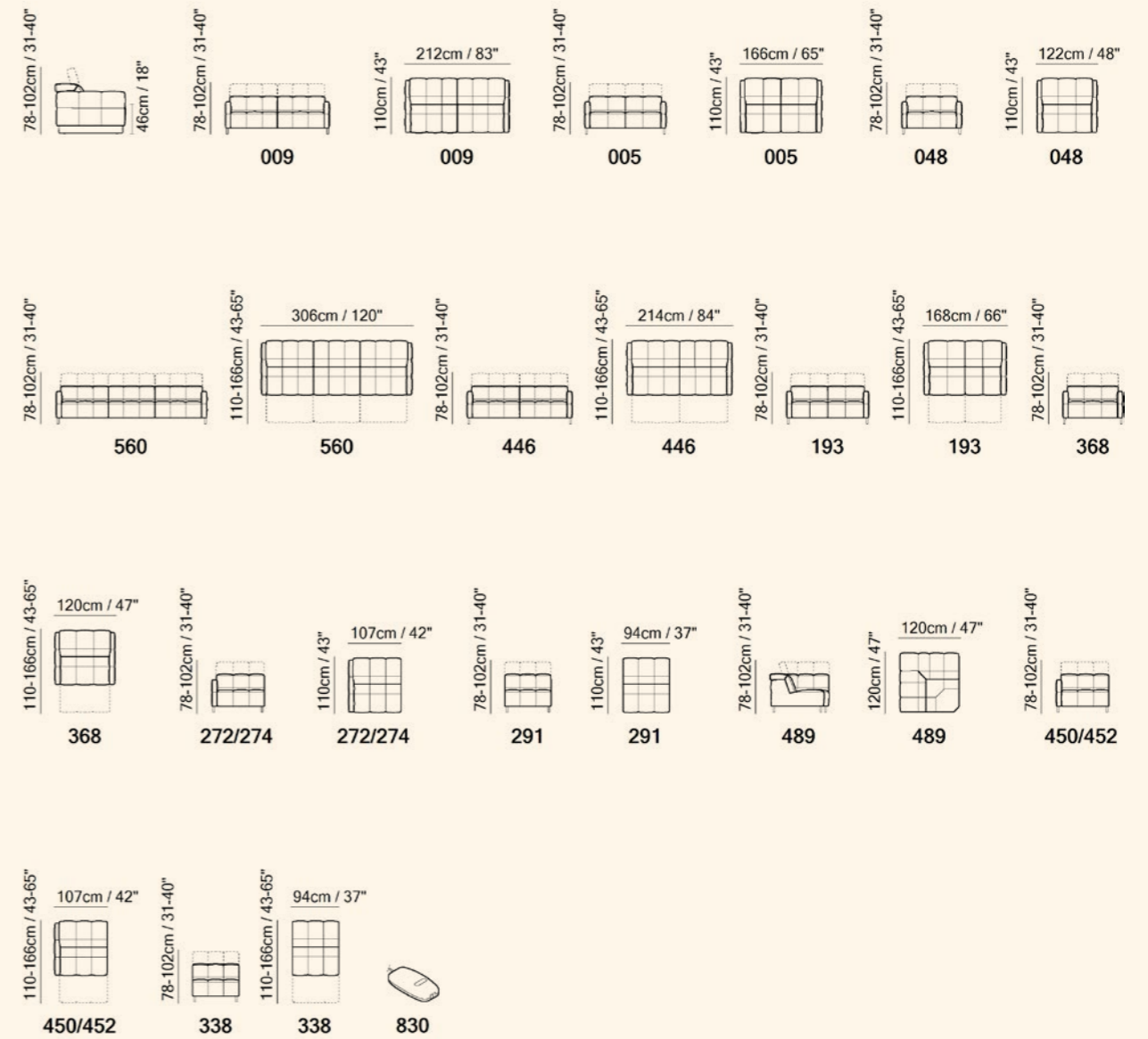
- Available with Soft Touch mechanism that changes the seat and back cushion position with a simple tap.
- Model has power combined headrest.
- Thanks to Zero-Wall mechanism, seat and back cushions can be reclined at a great length without moving sofa away from the wall.
- Vers. 560 each seat has its own electric mechanism.
- Seat and back cushions are fixed to the frame.
- Internal wooden frame.
- Feet available in metal finishings 77 (Glossy Chromed) / 78 (Black Chrome).

Key Features

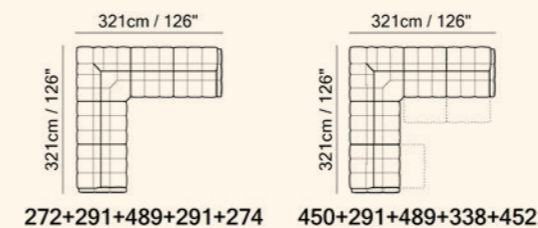
- Modularity**
- Moving Features**
Adjustable Headrest
- Head and Neck Support**
- Compact Size**
- Recliner**
Dual Motion (Battery Pack Available)
- Zero Wall**
- Customizable Details**
Feet Choices



Schematics



Composition Examples



3146

Positano sofa

Designed by
Maurizio Manzoni



Discover Positano
on [natuzzi.com](https://www.natuzzi.com)



With its generously rugged coastline gently sloping down to the waters' edge, Positano has inspired a sumptuously comfortable sofa.

Technical Informations

- Essential lines embellished by the decorative stitching on the back seat cushions and by the base in solid smoked oak with details in brushed brass.
- Optional loose pillows.
- The mix of padding in polyurethane and Climalight guarantees a look and support that does not change over time.
- Seat and back cushions are fixed to the frame.
- Internal wooden frame.
- With Leather Side.
- Feet available in smoked oak wood finish.

Key Features

 Fully Upholstered Sides



Versatile Beauty

Available in leather and fabric. Choose from over 50 leather colors and over 90 fabric colors. Page 208 for details of enabled upholstery.



Vers. 064+109+109+152+152
W112" x H29" x D37"

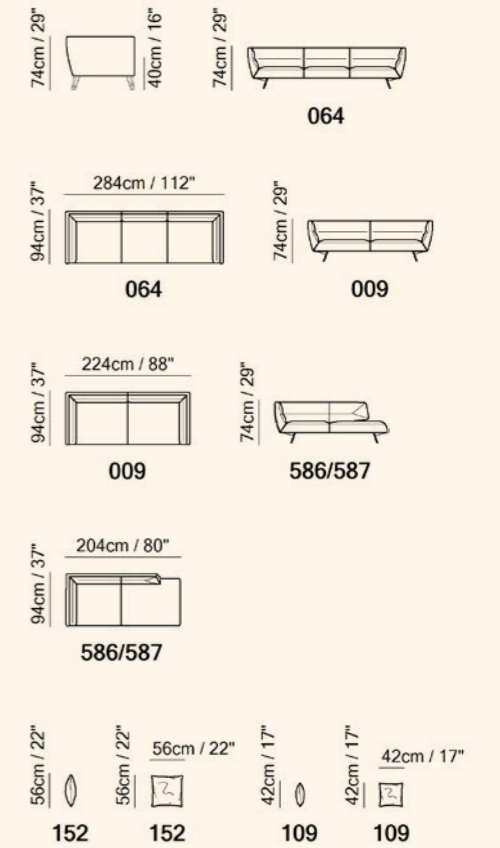


Vers. 009+109+152
W88" x H29" x D37"



Vers. 586
W80" x H29" x D37"

Schematics



3190

Seagull sofa

Designed by
Claudio Bellini



Discover Seagull
on [natuzzi.com](https://www.natuzzi.com)



With its abundant soft profile, Seagull exudes comfort, an impression which is further underlined by its electric relaxation mechanisms and adjustable headrest.

Versatile Beauty

Available in leather and fabric.
Choose from over 50 leather colors and over 90 fabric colors.
Page 208 for details of enabled upholstery.



Vers. 272+274
W86" x H30-39" x D44"



Vers. 272+489+291+274
W126" x H30-39" x D90"



Vers. 450+452
W87" x H30-39" x D65"

Technical Informations

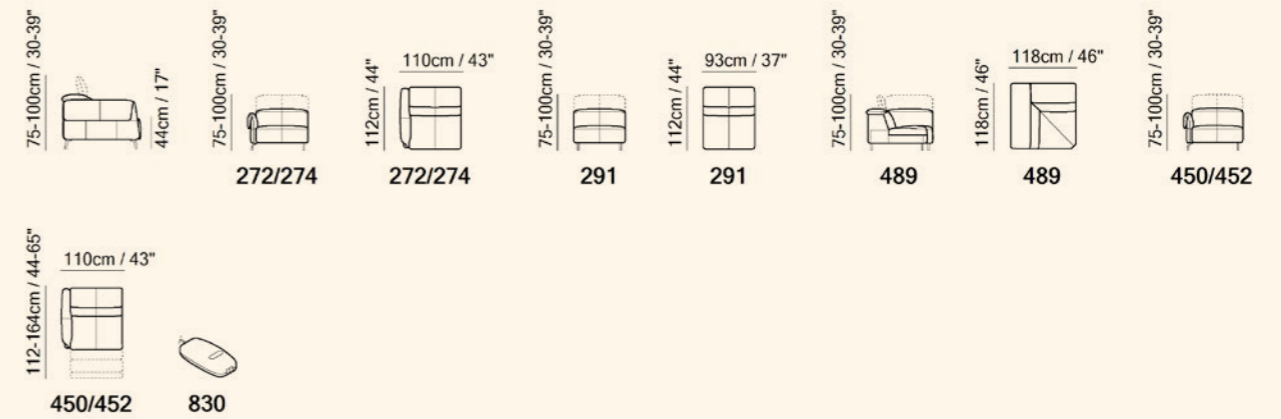
- The model has external soft touch buttons on the arm to activate the mechanism.
- Model has power combined headrest.
- Seat and back cushions are fixed to the frame.
- Internal wooden frame.
- Feet available in metal finishing Black Chrome.

Key Features

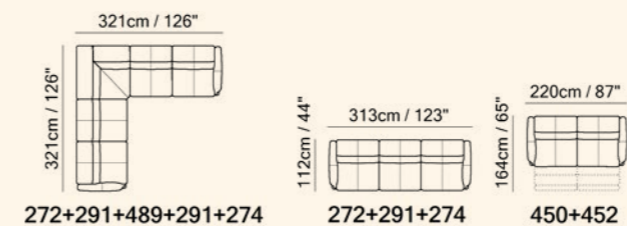
- Modularity**
- Moving Features**
Adjustable Headrest
- Head and Neck Support**
- Recliner**
Dual Motion (Battery Pack Available)
- Zero Wall**



Schematics



Composition Examples



3262

Semplice sofa

Designed by
Natuzzi Design Center



Discover Semplice
on [natuzzi.com](https://www.natuzzi.com)



Modular sofa with marked versatility. With just a few elements, it composes islands of comfort with an informal look while maintaining its rigorous expression given by its essential silhouette. Semplice satisfies every need for space and comfort.

Versatile Beauty

Available in leather and fabric. Choose from over 50 leather colors and over 90 fabric colors. Page 208 for details of enabled upholstery.



Vers. 272+291+274
W115" x H34" x D41"



Vers. 463+291+011+274
W83" x H34" x D107"








Vers. 272+291+011+274
W115" x H34" x D83"

Technical Informations

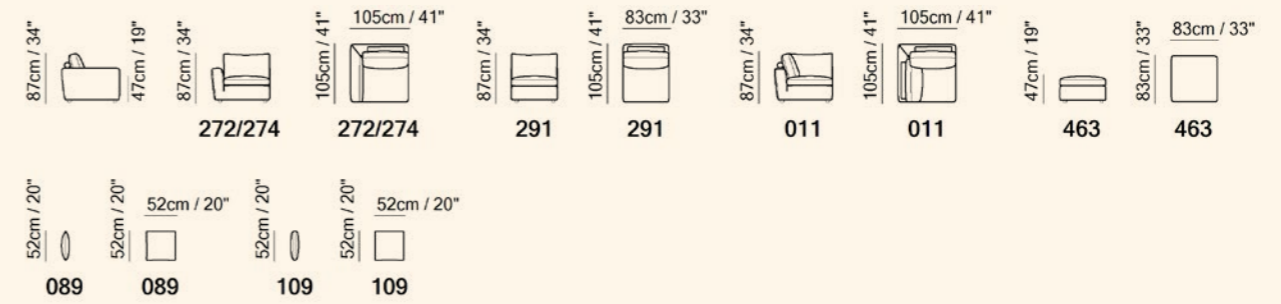
- Vers 089 & 109: loose cushions in two sizes can be ordered in different coverings and colors. They can be used as lumbar support or as support next to the armrest or simply as decorative items.
- Seat and back cushions in high density polyurethane have a layer of Climalight lining.
- The lining contains Microflock microfibre made of 100% recycled polyester from PET. Microflock is extremely soft and also regains its original shape after use.
- Back and seat cushions can be removed from frame.
- The back cushions have a roller that rests on the backrest in order to ensure greater support.
- Upholstered sofa sides with hidden and removable hooks.
- Version 463 can be used as either an ottoman or corner without backrest as it is equipped with hooks.

Key Features

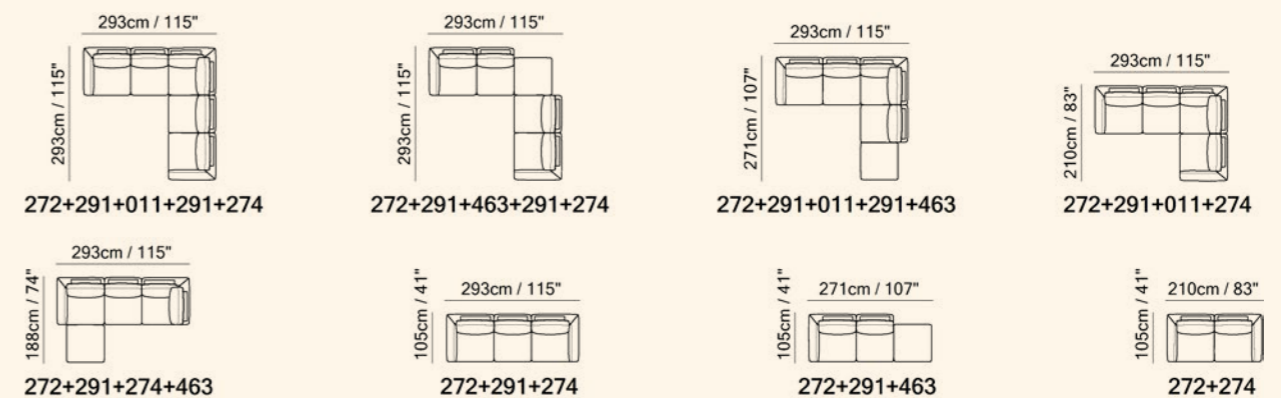
-  Modularity
-  Compact Size
-  Memory Foam
-  High Visual Comfort
-  Fully Upholstered Sides



Schematics



Composition Examples



3265

Simple sofa

Designed by
Natuzzi Design Center



Discover Simple
on [natuzzi.com](https://www.natuzzi.com)



A sofa that offers a high comfortable experience while maintaining a modern look thanks to its essential lines.



Technical Informations

- Seat cushions in high density polyurethane.
- Comfort is firmer when ordered as a sofa bed.
- Electro-welded bed base.
- Greenplus mattress 11 cm high, in size 160cm or 140cm.
- Sofa equipped with wheels.
- “Ready-to-bed” mechanism.
- Sofa equipped with wheels. A lever hidden between the armrest and the seat, when lifted, raises the sofa by a few centimetres, allowing the wheels to move and making it easier to move the sofa. When the lever is placed down it is hidden and the wheels do not move.

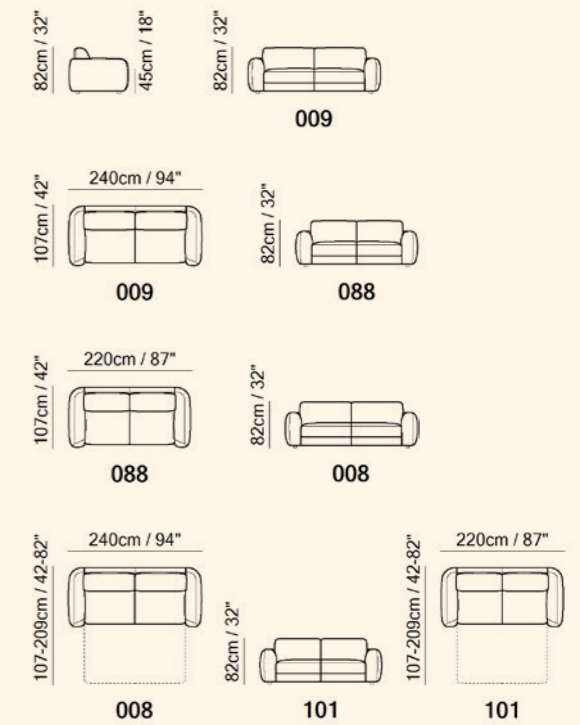
Versatile Beauty

Available in leather and fabric.
Choose from over 50 leather colors and over 90 fabric colors.
Page 208 for details of enabled upholstery.



Vers. 101
W87” x H32” x D42-82”

Schematics



3150

Skyline sofa

Designed by
Marcel Wanders Studio



Discover Skyline
on [natuzzi.com](https://www.natuzzi.com)



A tribute to a charismatic cosmopolitan globetrotter who comes back to Puglia, bringing with him a wealth of experience and inspiration. The classical overtones and the pleasant roundness of the Chesterfield give way to sharp New-York style architecture.

Versatile Beauty

Available in leather and fabric. Choose from over 50 leather colors and over 90 fabric colors. Page 208 for details of enabled upholstery.



Vers. 756+799+311+793
W128" x H31-41" x D116"



Vers. 756+759
W131" x H31-41" x D65"



Vers. 450+793
W97" x H31-41" x D42"

Technical Informations

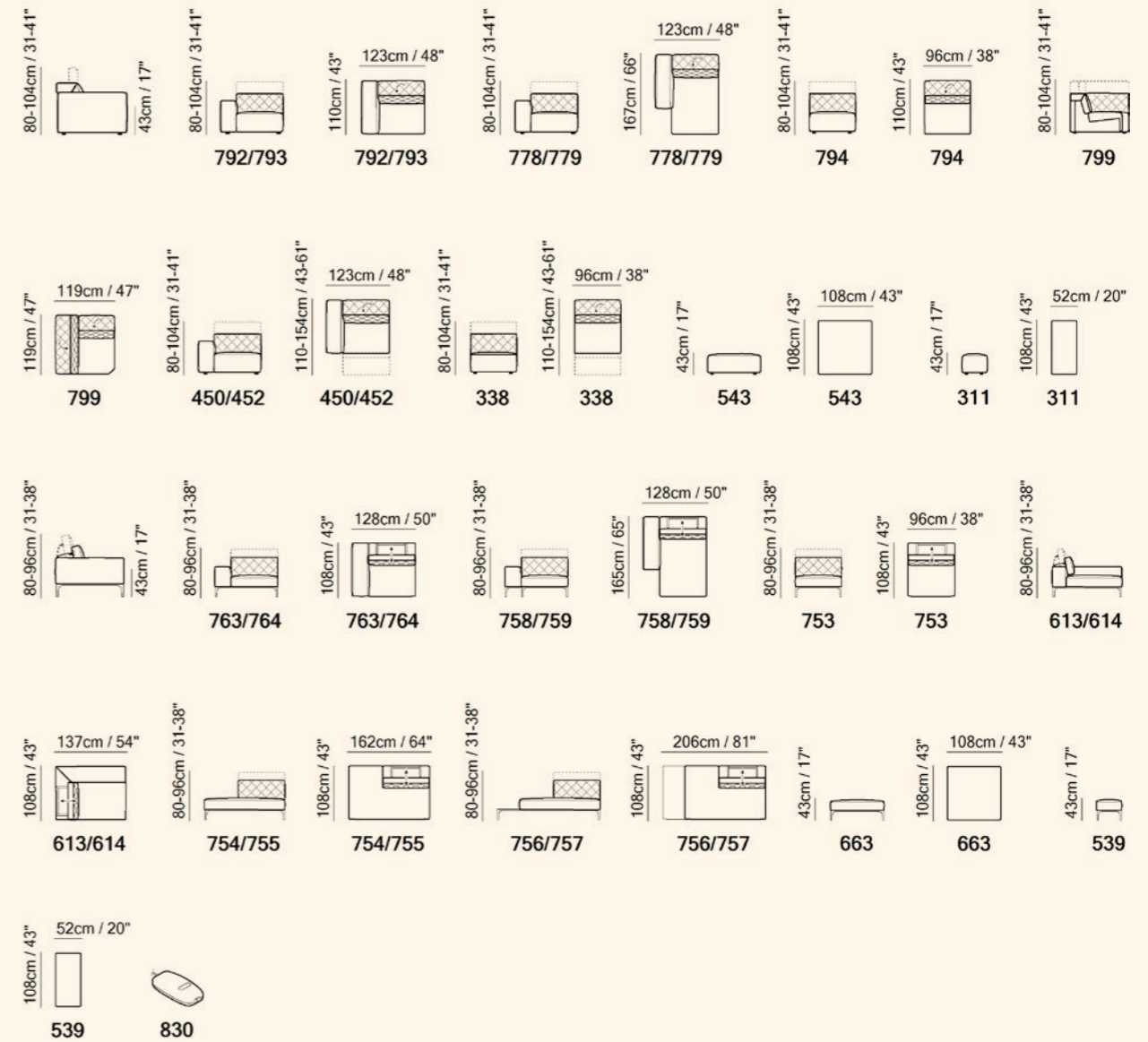
- To allow modularity, the single elements can be put together thanks to the rubber stops under the legs.
- Seat and back cushions are fixed to the frame.
- Metal Frame.
- With Leather Side.
- Closed base modules with hidden metal anti-slip and anti-scratch feet.

Key Features

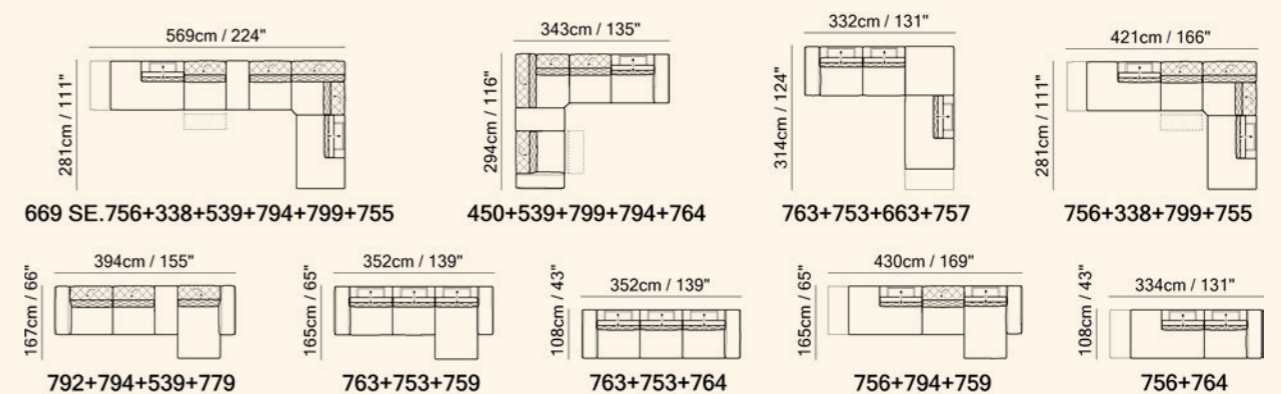
- Modularity**
- Moving Features**
Adjustable Headrest
- Head and Neck Support**
- Recliner**
Dual Motion (Battery Pack Available)
- Zero Wall**
- Customizable Details**
Feet Choices
- Fully Upholstered Sides**
- Integrated Coffee Table**



Schematics



Composition Examples



3227

Sohay sofa

Designed by
Mauro Lipparini



Discover Sohay
on [natuzzi.com](https://www.natuzzi.com)



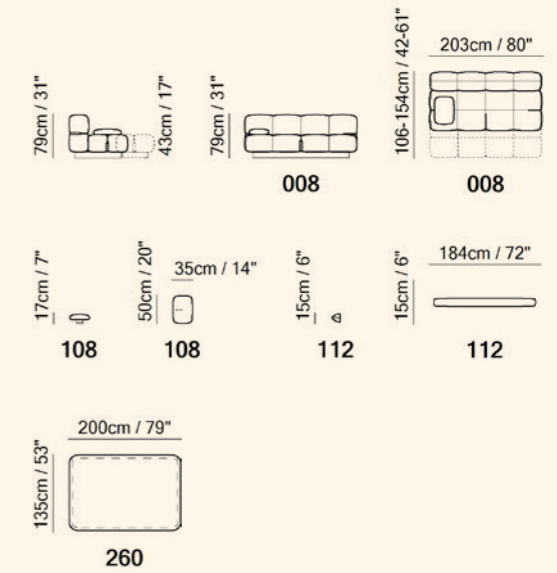
A sofa of archetypal forms - it is reminiscent of the dry stone walls of the Apulian countryside - which thanks to an innovative mechanism can be transformed into a bed by lowering the backrest and sliding the seat onto its base.



Technical Informations

- Only two simple steps to activate the bed position.
- Step 1: Pulling the handle between the seat cushions activates the hidden sliding mechanism that transforms the sofa into a bed.
- Step 2: After step 1, the back cushion can be flipped over manually supported by a gas piston mechanism. With the back cushion flipped over, the sofa is transformed into a bed. A mattress topper improves the comfort.
- When the sofa is in leather, the handle is in the same leather covering of the sofa. When the sofa is in fabric, the handle can be in fabric or in leather.
- Wooden base in natural ash wood or black ash wood.
- Version 008 also includes one armrest/cushion. Removable armrest also acts as a cushion in the bed version.
- With version 108, one extra armrest/cushion can be ordered.

Schematics



Key Features

 **Memory Foam**

Versatile Beauty

Available in leather and fabric. Choose from over 50 leather colors and over 90 fabric colors. Page 208 for details of enabled upholstery.



Vers. 008
W80" x H31" x D42-61"

3233

Sophy sofa

Designed by
Natuzzi Design Center



Discover Sophy
on [natuzzi.com](https://www.natuzzi.com)



With its sophisticated aesthetic and contemporary and minimalist elegance, Sophy blends design and function to delight all the senses. Be seduced by excellence.

Versatile Beauty

Available in leather and fabric. Choose from over 50 leather colors and over 90 fabric colors. Page 208 for details of enabled upholstery.



Vers. 009
W83" x H31-40" x D43"










Vers. 048
W48" x H31-40" x D43"

Technical Informations

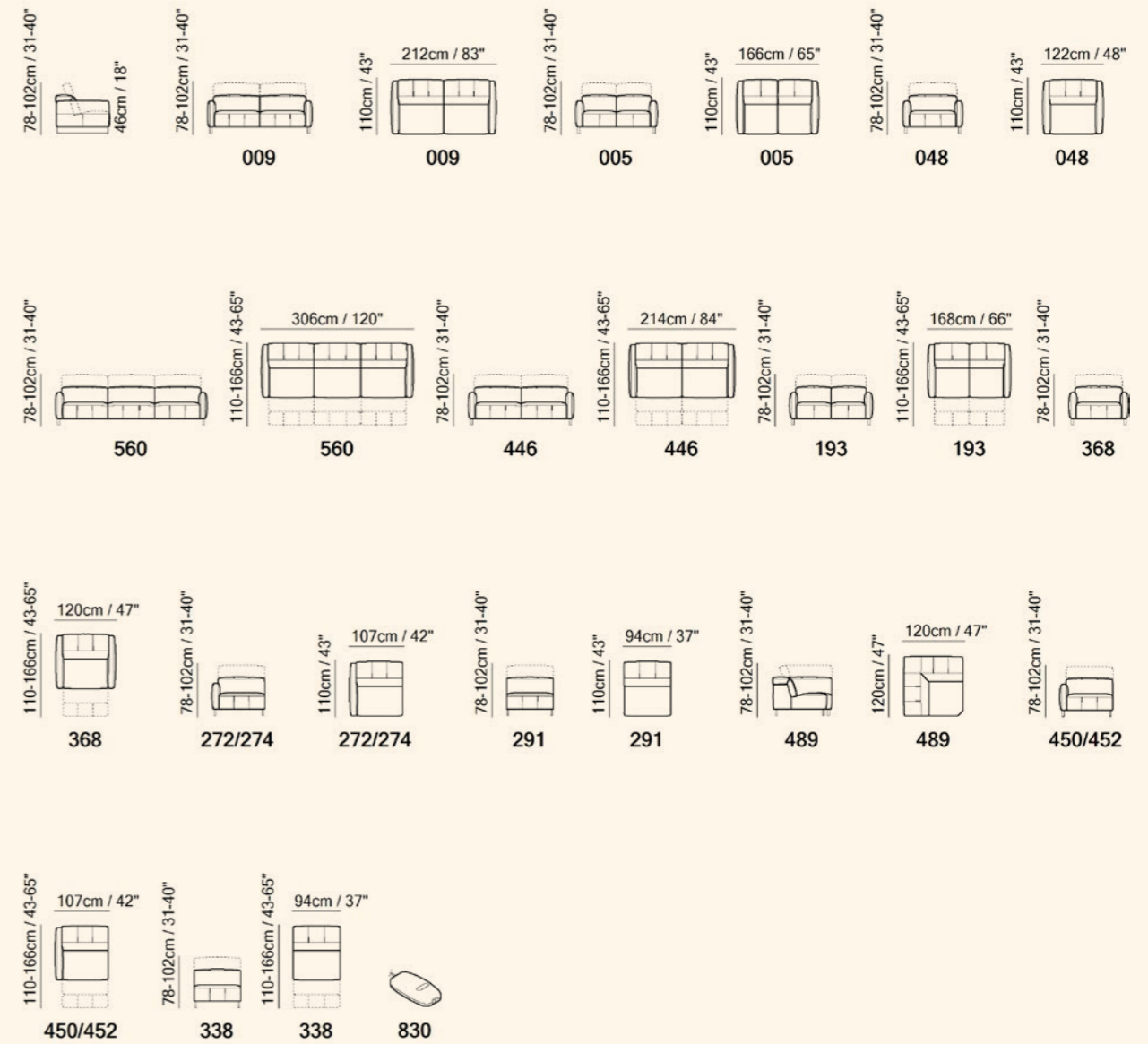
- Adjustable headrest on all versions.
- Visible internal buttons to activate the mechanism.
- Model has power combined headrest.
- Seat and back cushions in high density polyurethane foam.
- Thanks to Zero-Wall mechanism, seat and back cushions can be reclined at a great length without moving sofa away from the wall.
- Vers. 560 has each seat with its own electric mechanism.
- Tight Seat and Back Cushion are fixed to the frame.
- Feet available in metal finishings Glossy Chromed and Black Chrome.

Key Features

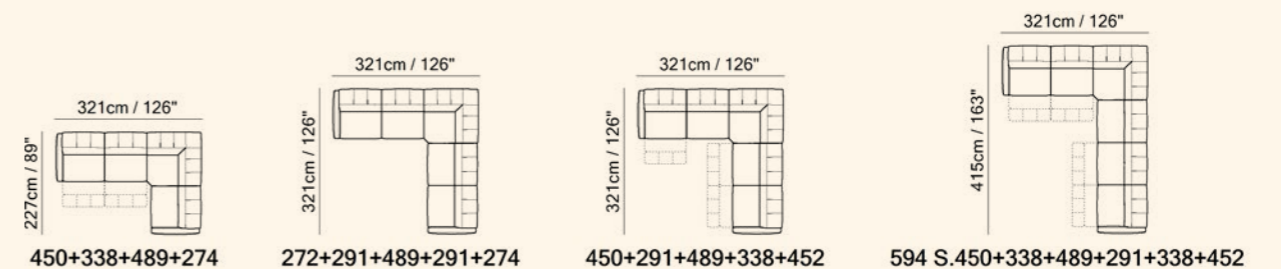
-  **Modularity**
-  **Moving Features**
Adjustable Headrest
-  **Head and Neck Support**
-  **Compact Size**
-  **Recliner**
Dual Motion (Battery Pack Available)
-  **Zero Wall**
-  **Customizable Details**
Feet Choices



Schematics



Composition Examples



3269

Splash sofa

Designed by
Enrique Martí



Discover Splash
on [natuzzi.com](https://www.natuzzi.com)



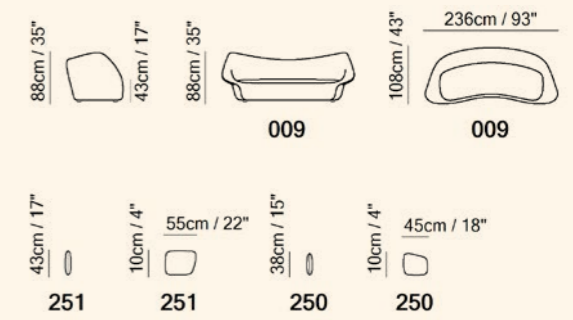
Splash is about stopping time, that moment of rest in which absolutely nothing happens but gives us an instant of great well-being. As if one presses the pause button at the precise moment when a drop of water falls on a surface and jumps.



Technical Informations

- Cushions available tone on tone or contrast.
- Internal metal frame covered with differentiated density polyurethane to provide support on the backrest and softness on the seat.
- Seat frame is made of plywood and has elastic straps to ensure maximum comfort.
- The hidden metal feet with anti-scratch and non-slip rubbers offer a practical solution for protecting floors.

Schematics



Key Features

- Customizable Details
- Contrast Coverings

Versatile Beauty

Available in leather and fabric. Choose from over 50 leather colors and over 90 fabric colors. Page 208 for details of enabled upholstery.



Vers. 009
W93" x H35" x D43"



Vers. 009+251+250+251+250
W93" x H35" x D43"



Vers. 009
W93" x H35" x D43"



2834

Tempo sofa

Designed by
Manzoni & Tapinassi



Discover Tempo
on [natuzzi.com](https://www.natuzzi.com)



Tempo's volumes and pared-back silhouette express a sophisticated sense of balance, making it the perfect place to experience Harmony.

Versatile Beauty

Available in leather and fabric. Choose from over 50 leather colors and over 90 fabric colors. Page 208 for details of enabled upholstery.



Vers. 009
W92" x H30" x D43"



Vers. 277+019
W130" x H30" x D64"







Vers. 200+019
W126" x H30" x D90"

Technical Informations

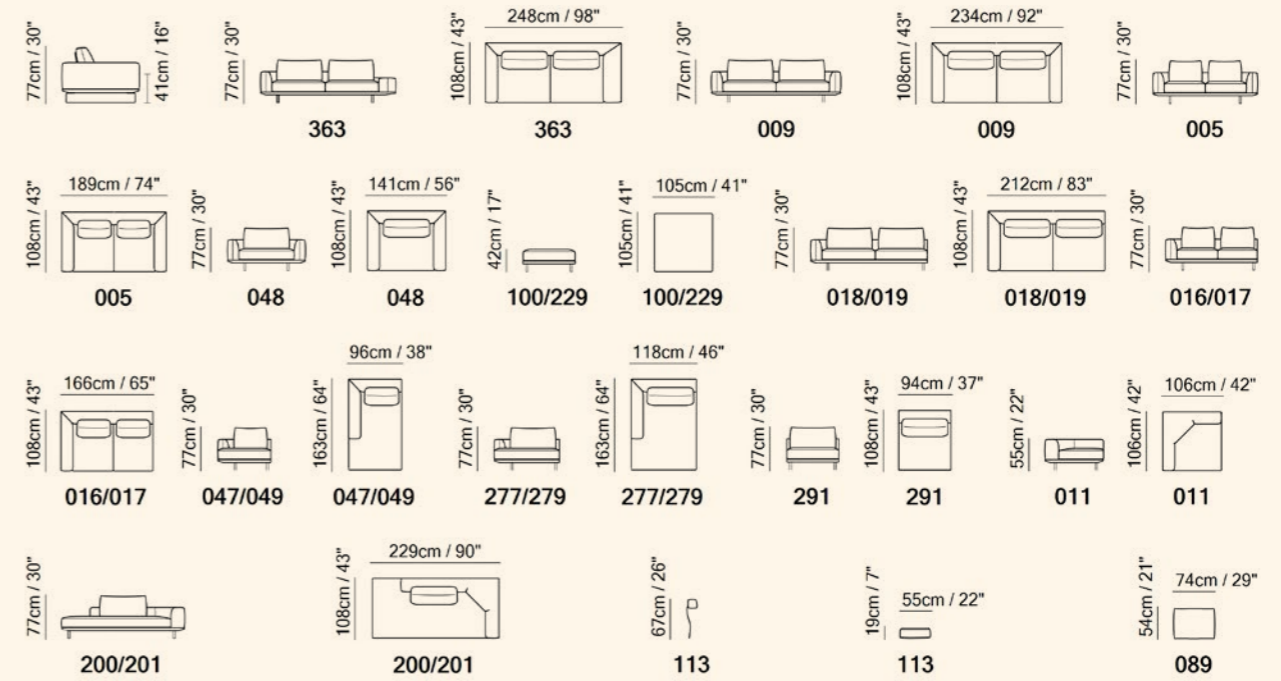
- Tempo's versatility makes it perfect for any environment.
- The feet are in a special dark grey powder coated metal finish.
- For this model all leathers are available with contrast stitching (always taupe).
- Seat cushion includes a layer of memory foam and a pressure-sensitive soft polyurethane.
- Back and seat cushions of the model are not fixed to the frame.
- With Leather Side.
- Internal wooden frame.
- Arms of version 363 are different from each other both for dimensions and aesthetics.

Key Features

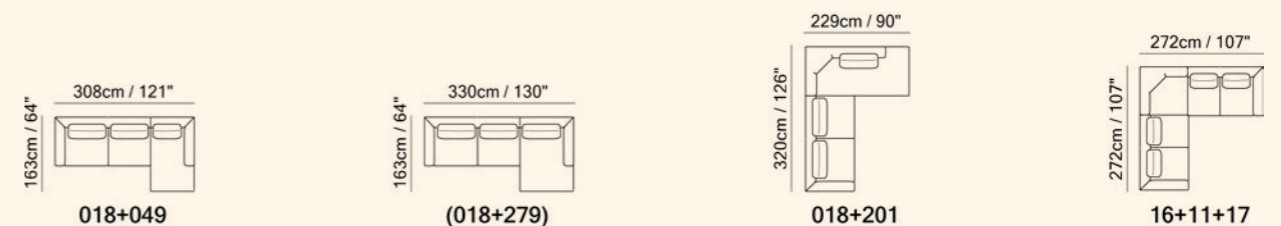
-  **Modularity**
-  **Memory Foam**
-  **Customizable Details**
Contrast Stitching
-  **Fully Upholstered Sides**



Schematics



Composition Examples



3229

Timeless sofa

Designed by
Lorenza Bozzoli



Discover Timeless
on [natuzzi.com](https://www.natuzzi.com)



Timeless captures the blossoming of a flower and lingers in that moment forever. Natuzzian harmony translated into elegant, subtle shapes like the wings of a butterfly. Modules with soft, deep seats breathe life to ever-changing configurations, revealing Bozzoli's eclectic taste which stems from the world of fashion.

Versatile Beauty

Available in leather and fabric. Choose from over 50 leather colors and over 90 fabric colors. Page 208 for details of enabled upholstery.



Vers. 009
W89" x H33" x D43"



Vers. 220+291+274
W148" x H33" x D70"






Vers. 016+076+073
W150" x H33" x D106"

Technical Informations

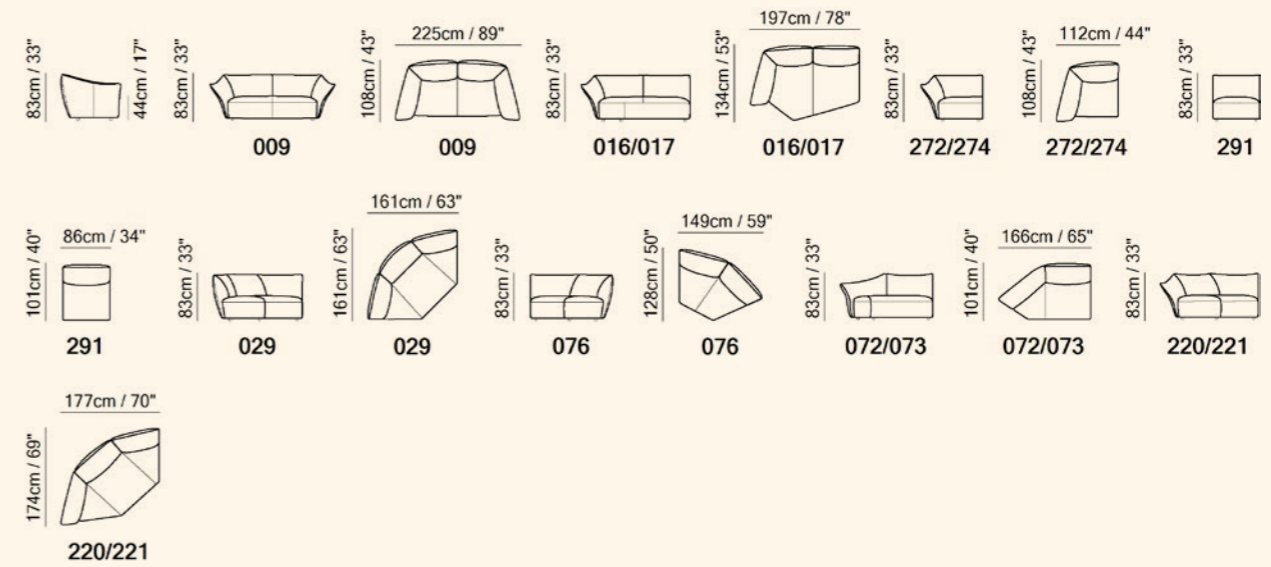
- In leather the model is available starting from cat. 25 (Status).
- Upholstered side.
- Internal structure in molded polyurethane.
- Production begins with the shaping of polyurethane resin into its desired form. Within it, a robust metal structure is integrated, serving as the sturdy back bone upon which the sofa's durability and stability rest. High-density polyurethane is injected into the mold, filling every crevice and forming the core body. To impart luxurious softness, a layer of transformed lower density polyurethane is bonded to the structure, ensuring more comfort. The sofa now is enveloped in dacron, leather or fabric.
- The hidden metal feet with anti-scratch and non-slip rubbers offer a practical solution for protecting floors.

Key Features

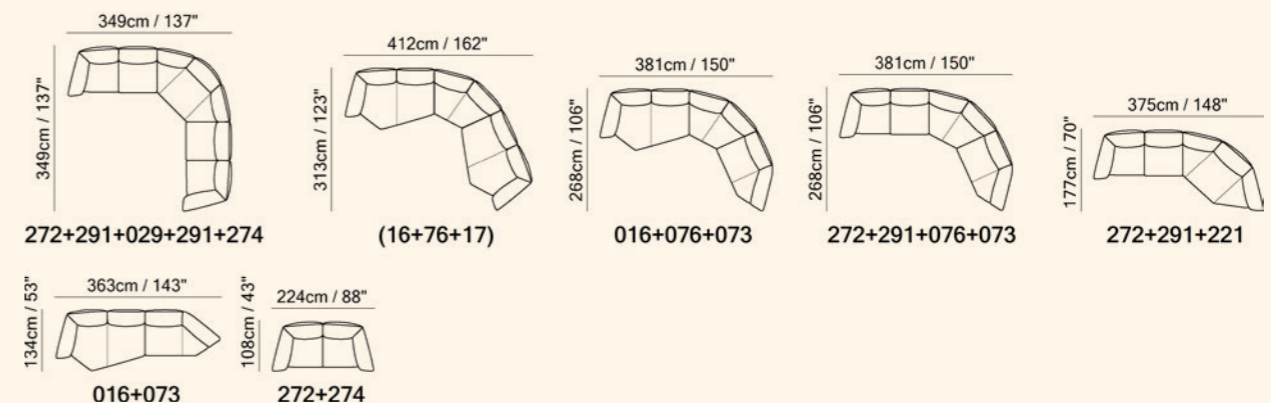
-  **Modularity**
-  **Compact Size**
-  **Fully Upholstered Sides**



Schematics



Composition Examples



3201

Wave sofa

Designed by
Nika Zupanc



Discover Wave
on [natuzzi.com](https://www.natuzzi.com)



Wave boasts an elegant, sophisticated concept with a vintage charm which, in its enveloping shapes and sinuous lines, evokes the flow of sea waves.



Technical Informations

- Seat and back cushions are fixed to the frame.
- Internal wooden frame.
- Feet available in metal finishing Light Gold.

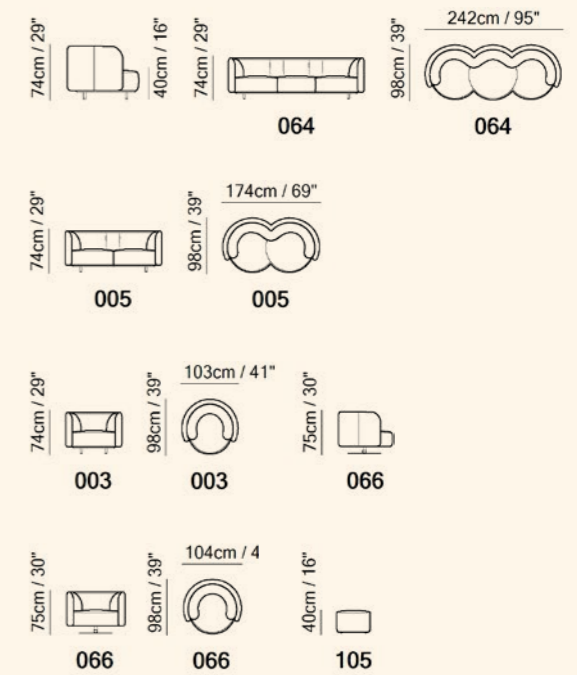
Key Features

- 📏 Compact Size

Versatile Beauty

Available in leather and fabric.
Choose from over 50 leather colors
and over 90 fabric colors.
Page 208 for details of enabled upholstery.

Schematics



Vers. 064
W95" x H29" x D39"



Vers. 005
W69" x H29" x D39"



Vers. 003
W41" x H29" x D39"



3273

Wellbe sofa

Designed by
Natuzzi Design Center



Discover Wellbe
on [natuzzi.com](https://www.natuzzi.com)









A never ending relax.
A modular system that brings together the brand's key features, such as comfort and functionality, updating them in a contemporary and versatile design.
The wide abacus of Wellbe allows the creation of countless configurations.



Technical Informations

- Thin-profile armrest with pillow shape also on backrest. The band running around the entire perimeter of the sofa can be tone-on-tone or contrasting.
- Seat and back cushion composed of polyurethane foam in different densities.
- Relax function with triple motion mechanism. It activates footrest, headrest and lumbar support.
- Vers. P00-P02-P25-P46-P54: possibility to activate the recliner function also via downloadable APP.
- Flexible armrest in the front with storage pocket.
- Lovechair has a recliner.
- Internal wooden frame.
- The hidden metal feet with anti-scratch and non-slip rubbers offer a practical solution for protecting floors.
- Seats come in 3 different width:
 - N46-009 wide seat;
 - N00/N02-000/002-001-N25 medium seat;
 - 064 small seat.
- Wellbe has a "home" button that resets from the relax position to the original position all in one movement. The "home" button is the first of the three switches and is activated by continuous pressure.
- Model can be ordered as follows:
 - In leather, single covering;
 - In leather, with leather piping chosen between Lemans (cat. 15) and Stromboli (cat. 30);
 - In fabric, single covering;
 - In fabric, with leather piping chosen between Lemans (cat. 15) and Stromboli (cat. 30).

Key Features

-  **Modularity**
-  **Moving Features**
Adjustable Armrest
-  **Head and Neck Support**
-  **Recliner**
Triple Motion (Battery Pack Available)
-  **Customizable Details**
Contrast Coverings
-  **High Visual Comfort**

Versatile Beauty

Available in leather and fabric.
Choose from over 50 leather colors and over 90 fabric colors.
Page 208 for details of enabled upholstery.



Vers. N00+N25+N02
W116" x H41" x D63"



Vers. P00+P25+045+045+002
W123" x H41" x D128"



Vers. N46
W81-93" x H41" x D41"

Triple-motion mechanism

A Triple-motion mechanism with soft-touch controls, which individually activate the footrest, headrest and lumbar support, so you can tailor the recliner adjustment in a way that feels most comfortable for you.



Side Pocket

Wellbe's side pocket is perfect for storing anything you want to keep handy, such as a tablet, a book or simply the TV remote control.




An integrated USB charging point

A usb port is always useful for charging your cell phone or tablet or simply working while sitting comfortably on Wellbe.

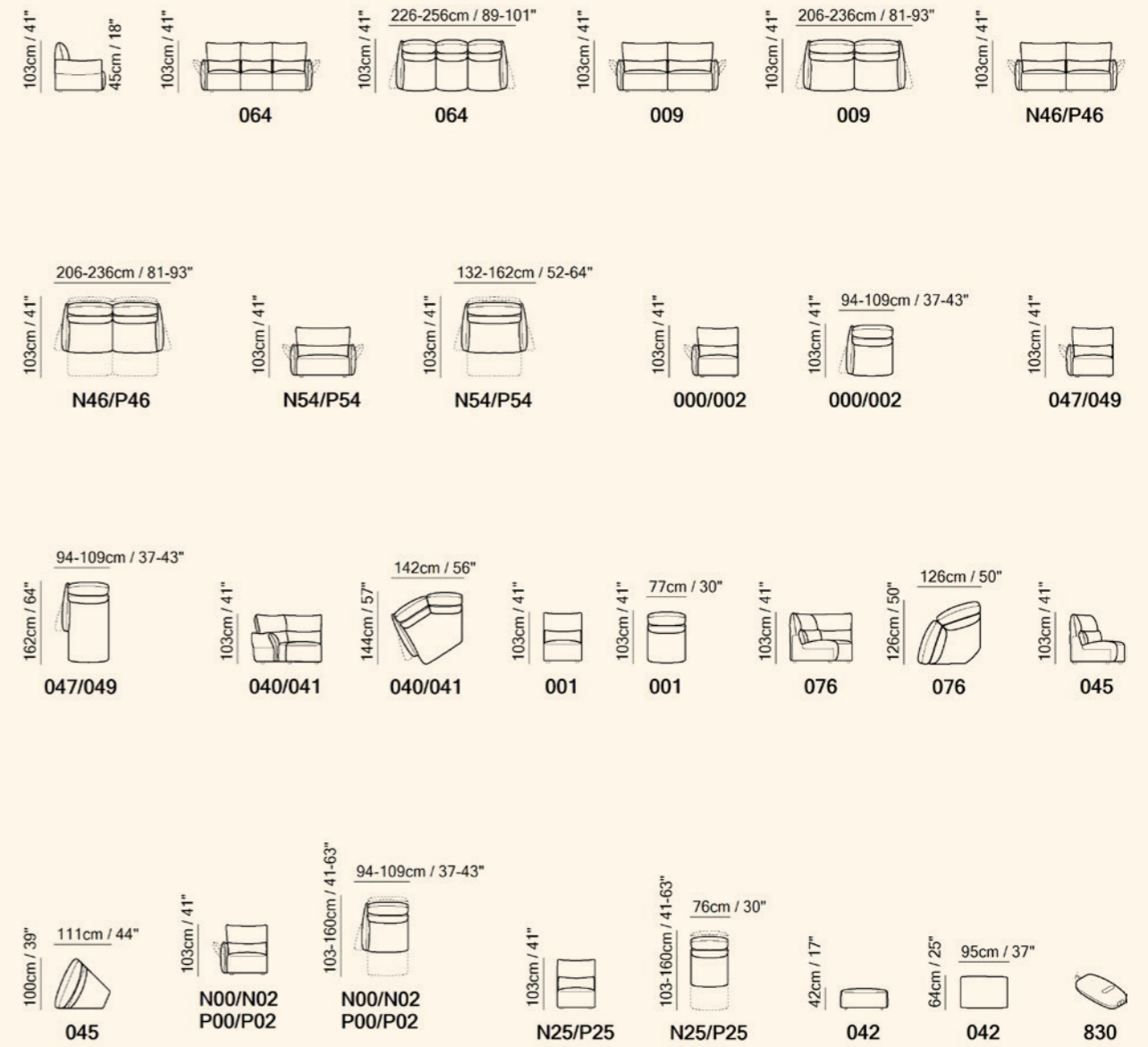


Dedicated app

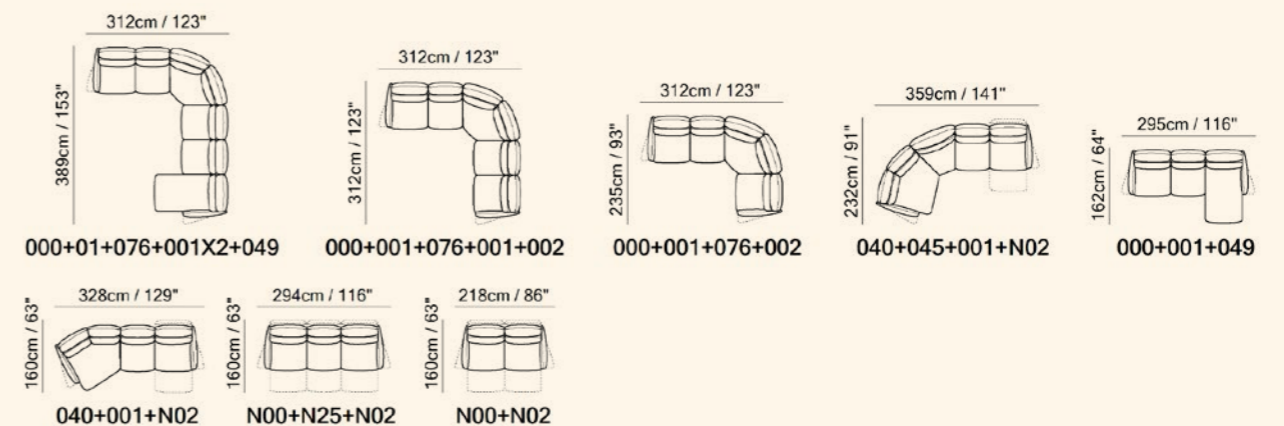
A dedicated app to activate the different functions. Available for Android and iOS systems. Vers. P00-P02-P25-P46-P54.



Schematics



Composition Examples





Armchairs

A world where sophistication meets relaxation, where every detail is meticulously crafted to elevate any living space to new heights of elegance and style. Each armchair is designed to embody the essence of Italian craftsmanship and innovation.

3211

Adore

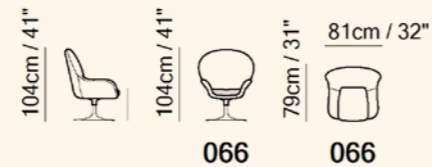
Designed by
Nika Zupanc



Adore is an iconic and sensual armchair, that has a seductive compact frame with a high and voluptuous backrest.



Schematics





Technical Informations

- The base has undergone a polishing and powder coating process. The special painting represents a protective and decorative coating that guarantees high scratch resistance, exceptional durability, and easy cleaning.
- Base equipped with swivel mechanism.
- Tight Seat and Back Cushion.
- Metal frame.
- Feet available in metal finishing. Light gold

Versatile Beauty

Available in leather and fabric. Choose from over 50 leather colors and over 90 fabric colors. Page 260 for details of enabled upholstery.

Key Features

-  Swivel Base
-  Compact Size

2422

Amadeus

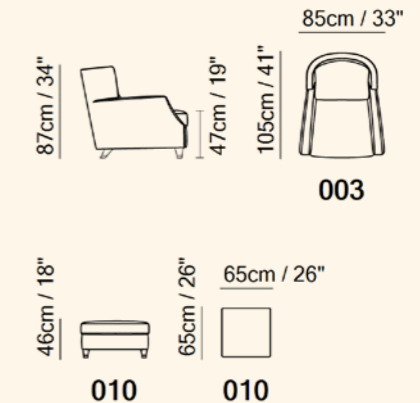
Designed by
Natuzzi Design Center



Classic style armchair, with a slightly open base, it has a winding shape and a soft, wrap-around look. The backrest wraps around the cushion from both sides, the deep seat and the fixed lower back support ensure great comfort.



Schematics






Technical Informations

- Model is available with contrast welt to be entered as second covering in the same category.
- Loose Seat Cushion.
- Back Cushion Zippered.
- Internal wooden frame.
- Front feet are slightly higher in respect to rear.
- Feet available in wood finishings all with glazed nickel base.
- Wood finish walnut or wengè.

Versatile Beauty

Available in leather. Choose from over 50 colors. Page 260 for details of enabled upholstery.

Key Features

-  Head and Neck Support
-  Customizable Details
Contrast Coverings
Feet Choices
-  High Visual Comfort

2705

Anteprima

Designed by
Claudio Bellini

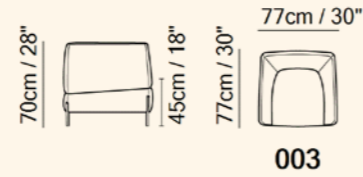


Featuring a refined look, it is set on metal feet embedded in the frame and available in various finishes. Thanks to its compact size, the model adapts well to a variety of living spaces.



Discover Anteprima
on [natuzzi.com](https://www.natuzzi.com)

Schematics





Technical Informations

- Loose Seat Cushion.
- Tight Back Cushion.
- Internal wooden frame.
- Feet available in metal finishings.
- Glossy chrome or Black Chrome.

Versatile Beauty

Available in leather and fabric. Choose from over 50 leather colors and over 90 fabric colors. Page 260 for details of enabled upholstery.

Key Features

-  **Compact Size**
-  **Customizable Details**
Feet Choices

2913

Aura

Designed by
Claudio Bellini

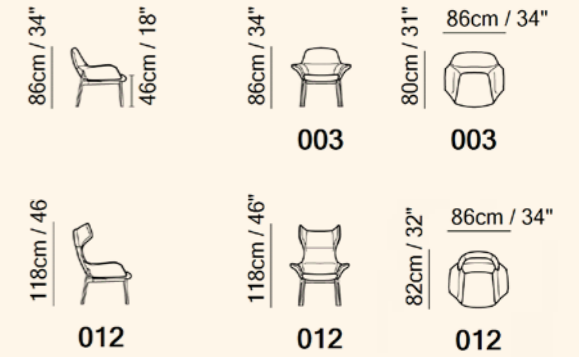


A breezy feel and an invitingly large seat cushion. The Aura of modernity, interpreted to express elegance and savoir-faire.



Discover Aura
on [natuzzi.com](https://www.natuzzi.com)

Schematics






Technical Informations

- Loose Seat and Back Cushion.
- Feet available in wooden finishings
Oak Coffee, Smoked Oak and Olive Walnut.

Versatile Beauty

Available in leather and fabric. Choose from over 50 leather colors and over 90 fabric colors. Page 260 for details of enabled upholstery.

Key Features

-  **Head and Neck Support**
-  **Compact Size**
-  **Customizable Details**
Feet Choices

3184

Blossom

Designed by
Claudio Bellini

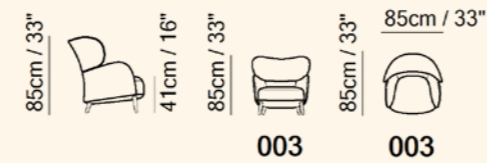


The 50s make a stylish come-back with Blossom. The highly inviting design alludes to the profile of a bud and generous shapes confer a distinct visual comfort which is confirmed by the quality of its upholstering.



Discover Blossom
on [natuzzi.com](https://www.natuzzi.com)

Schematics



Technical Informations

- Tight Seat and Back Cushion.
- Front feet are slightly higher in respect to rear.
- Feet available in wood finishings Walnut or Wengè.

Versatile Beauty

Available in leather and fabric. Choose from over 50 leather colors and over 90 fabric colors. Page 260 for details of enabled upholstery.

Key Features

- ↻ **Swivel Base**
- 📏 **Compact Size**

2715

Cammeo

Designed by
Manzoni & Tapinassi

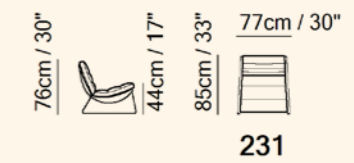


The comfort of upholstery and the lightness of metal meet in an urban-looking design. The back of the backrest and the section under the seat are upholstered in leather for an extra touch of elegance.



Discover Cammeo
on [natuzzi.com](https://www.natuzzi.com)

Schematics



Technical Informations

- Seat and back cushion zippered.
- Metal Frame.
- Feet available in metal finishing.
- Glossy Chrome or Rugged Cocoa
- Back cover in saddle leather available in White, Black or Dark Brown

Versatile Beauty

Available in leather and fabric. Choose from over 50 leather colors and over 90 fabric colors. Page 260 for details of enabled upholstery.

Key Features

- 📏 **Compact Size**
- 🔧 **Customizable Details**
Feet Choices

3090

Cape

Designed by
Marcel Wanders studio

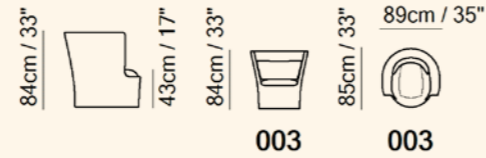


A rich, nautical-influenced design inspired by the colors of the sea and the landscapes of Puglia, Cape is a unique sofa characterized by rigid parts contrasted with the softness of the cushions and the roundness of the shapes.



Discover Cape
on [natuzzi.com](https://www.natuzzi.com)

Schematics




Technical Informations

- The mix of padding in polyurethane and Climalight guarantees a look and support that does not change over time.
- Tight Seat Cushion.
- Loose Back Cushion.
- Internal wooden frame.
- The hidden metal feet with anti-scratch and non-slip rubbers offer a practical solution for protecting floors.

Versatile Beauty

Available in leather and fabric. Choose from over 50 leather colors and over 90 fabric colors. Page 260 for details of enabled upholstery.

Key Features

-  **Head and Neck Support**

3099

Cassia

Designed by
Mauro Lipparini



A design-forward and invitingly curvaceous shell. The deep seat and enveloping backrest provide an extremely pleasant lounging experience. Cassia defines the new geometry of comfort.



Discover Cassia
on [natuzzi.com](https://www.natuzzi.com)

Schematics




Technical Informations

- Tight Seat and Back Cushion.
- Metal Frame.
- Feet available in wooden finishings Smoked Oak or European Walnut.
- Leather-fabric mix covering options:
1° COV. (Leather) = Frame
2° COV. (Fabric) = Seat cushions.

Versatile Beauty

Available in leather and fabric. Choose from over 50 leather colors and over 90 fabric colors. Page 260 for details of enabled upholstery.

Key Features

-  **Compact Size**
-  **Customizable Details**
Contrast Coverings
Feet Choices

3125

Clemmie

Designed by
Manzoni & Tapinassi

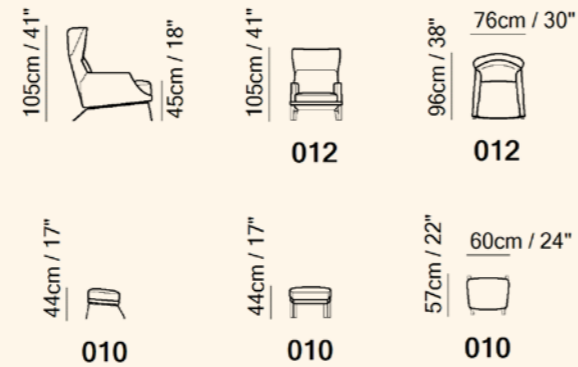


An angular take on the classic bergère with a British vibe. The tone-on-tone decorative hem that runs along the profile of the armchair highlights its elegant design.



Discover Clemmie
on [natuzzi.com](https://www.natuzzi.com)

Schematics





Technical Informations

- Tight Seat and Back Cushion.
- Internal wooden frame.
- Front feet are slightly higher in respect to rear.
- Feet available in metal finishings
Glazed Nickel or Black Chrome

Versatile Beauty

Available in leather and fabric.
Choose from over 50 leather colors and over 90 fabric colors.
Page 260 for details of enabled upholstery.

Key Features

-  **Head and Neck Support**
-  **Customizable Details**
Contrast Coverings

3154

Conca

Designed by
Claudio Bellini



A cocooning and reassuring alcove you can first lose yourself and then find yourself in. Conca, for endless lounging.



Discover Conca
on [natuzzi.com](https://www.natuzzi.com)

Schematics






Technical Informations

- Shell in rigid structural polyurethane; internal structure in high density polyurethane mold.
- Tight Seat and Back Cushion.
- Metal frame.
- "Metal-wood sandwich" base available in metal with coffee finishing and wood insert in solid ashwood tobacco or smoked oak.
- Base equipped with swivel mechanism.
- Leather and fabric mix:
1° COV (Leather) = Base
2° COV (Fabric) = Seat / Back cushions, Welt.

Versatile Beauty

Available in leather and fabric.
Choose from over 50 leather colors and over 90 fabric colors.
Page 260 for details of enabled upholstery.

Key Features

-  **Swivel Base**
-  **Head and Neck Support**
-  **Customizable Details**
Contrast Coverings
Feet Choices

3102

Couture

Designed by
Manzoni & Tapinassi

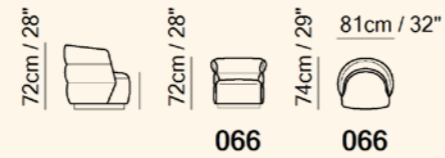


Sharp geometrical shapes and sleek volumes for an oasis of relaxation and comfort. The deep seat and enveloping backrest provide an extremely pleasant lounging experience. This is no mirage; it is the Couture armchair.



Discover Couture
on [natuzzi.com](https://www.natuzzi.com)

Schematics





Technical Informations

- Tight Seat and Back Cushion.
- Internal wooden frame.
- Feet available in metal finishing Black Chrome
- Base equipped with swivel mechanism.

Versatile Beauty

Available in Leather and Fabric. Choose between over 50 colours of Leathers and over 90 Colours of Fabrics. Pag. 260 per dettaglio rivestimenti abilitati

Key Features

-  **Swivel Base**
-  **Compact Size**

3050

Dodi

Designed by
Natuzzi Design Center

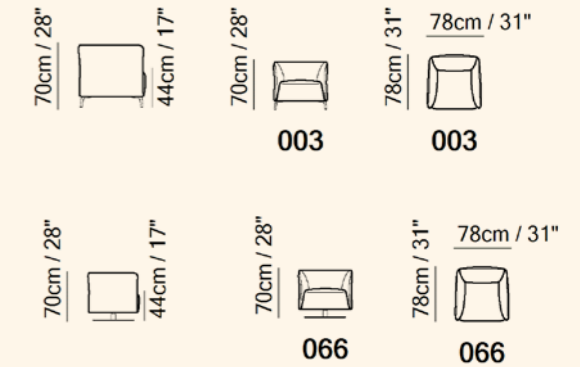


A refined design, deep seat cushions and a highly comfortable backrest. Thanks to its compact size it easily fits into any type of environment. Dodi, downsized downtime.



Discover Dodi
on [natuzzi.com](https://www.natuzzi.com)

Schematics





Technical Informations

- Tight Seat and Back Cushion.
- Internal wooden frame.
- Feet available in metal finishings Glossy Chromed or Black Chrome.
- Metal base available in metal finishings.
- Vers. 066: Metal base available in metal finishings Matte Black.
- Leather-fabric mix covering options:
1° COV. (Leather) = Inner back cushion
2° COV. (Fabric) = Outer body and seat cushion

Versatile Beauty

Available in leather and fabric. Choose from over 50 leather colors and over 90 fabric colors. Page 260 for details of enabled upholstery.

Key Features

-  **Swivel Base**
-  **Compact Size**
-  **Customizable Details**
Contrast Coverings

2899

Dolly

Designed by
Claudio Bellini



An astonishingly fresh design which achieves an unusual balance between comfort and style and sumptuousness and airiness. The Dolly armchair.



Discover Dolly
on natuzzi.com

Schematics






Technical Informations

- Model is available with contrast welt to be entered as second covering in the same category.
- Seat cushion includes a layer of memory foam
- Tight Seat and Back Cushion.
- Internal wooden frame.
- Vers. 066 metal swivel base available in Matte Black Finish.
- Feet available in metal finishings Glossy Chromed or Black Chrome.

Versatile Beauty

Available in leather and fabric. Choose from over 50 leather colors and over 90 fabric colors. Page 260 for details of enabled upholstery.

Key Features

-  Swivel Base
-  Customizable Details
Feet Choices
-  High Visual Comfort

3151

Dove

Designed by
Marcel Wanders studio

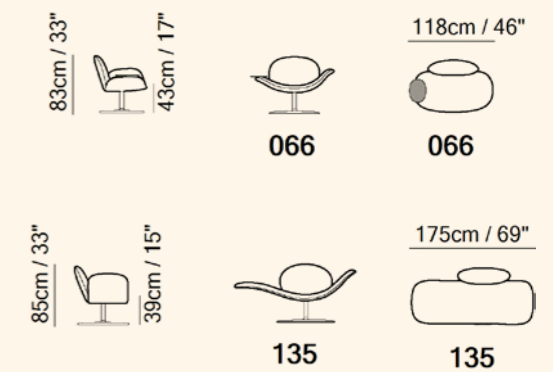


Airy and dynamic in a graceful way, on the one hand it recalls its Italian heritage, on the other exudes cosmopolitan flair. A new icon of lightness and edginess - and an eye-catching centerpiece in any living space.



Discover Dove
on natuzzi.com

Schematics




Technical Informations

- Form obtained with rigid structural polyurethane.
- Tight Seat and Back Cushion.
- Metal frame.
- Metal base available in glossy black metal.
- Version 066 available with tray black ashwood.
- Base equipped with swivel mechanism.

Versatile Beauty

Available in leather and fabric. Choose from over 50 leather colors and over 90 fabric colors. Page 260 for details of enabled upholstery.

Key Features

-  Swivel Base

3228

Ensis

Designed by
Natuzzi Design Center

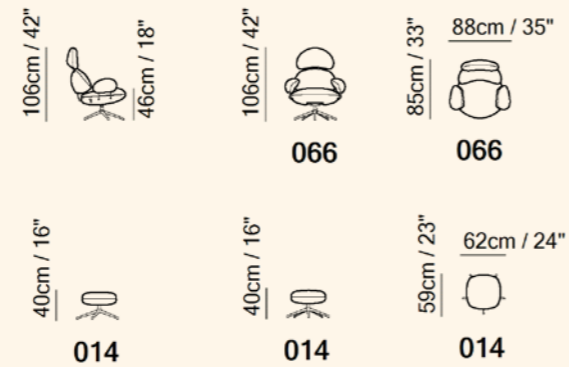


One of the symbols of Natuzzi Italia thanks to its attention to the new needs of contemporary living. In the shapes and coverings, it combines the Mediterranean lifestyle and the modern interpretation of a new, more demanding and more personal way of experiencing domestic spaces.



Discover Ensis
on [natuzzi.com](https://www.natuzzi.com)

Schematics






Technical Informations

- Internal metal tubular reinforcement drowned in the molded foam polyurethane.
- All the components are interconnected by visible metal tubes in gold satin finish subjected to a polishing and powder painting process.
- The special painting represents a protective and decorative coating that guarantees a high resistance to scratching and an exceptional durability and ease of cleaning.
- Both the recliner and the footrest have the swivel base.
- The rocker function is guaranteed by a tilt mechanism that is activated by a lever placed under the seat.

Versatile Beauty

Available in Leather and Fabric .
Choose between over 50 colours of Leathers and over 90 Colours of Fabrics. Page 260 for details of enabled upholstery.

Key Features

-  Swivel Base
-  Head and Neck Support
-  Recliner
Dual Motion

3237

Fiorita

Designed by
Natuzzi Design Center

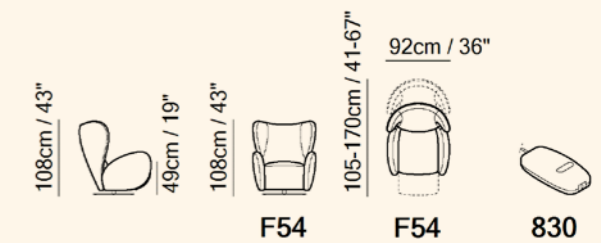


An intimate and relaxed moment to take a break from everyday life. Fiorita embraces and supports you with a well padded backrest. The solid steel swivel base allow Fiorita to rotate at your will.



Discover Fiorita
on [natuzzi.com](https://www.natuzzi.com)

Schematics






Technical Informations

- Swivel base available in matt black finish.
- Dual power motion recliner: soft touch buttons positioned, two on the right and two on the left, between seat and armrest.
- Plug on the back shell to connect the electrical cables.
- Battery version available.

Versatile Beauty

Available in Leather and Fabric.
Choose between over 50 colours of Leathers and over 90 Colours of Fabrics. Page 260 for details of enabled upholstery.

Key Features

-  Swivel Base
-  Head and Neck Support
-  Recliner
Dual Motion

2996

Ilia

Designed by
Mauro Lipparini

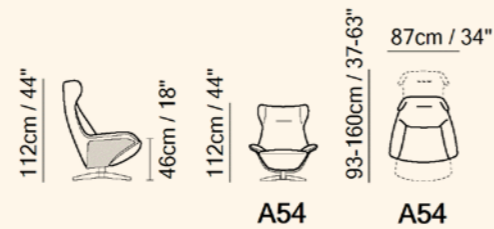


Softness, technology and design are the basis of the Ilia recliner armchair. A unique piece where modernity enhances the ergonomics and comfort typical of recliners.



Discover Ilia
on [natuzzi.com](https://www.natuzzi.com)

Schematics



Technical Informations

- Model is available with welt in Gros-Grain (3 cm) to be entered as second covering.
- Wooden side panel in finishings Smoked Oak, Aged Walnut or Radica Frisé.
- Metal base available in finishing pewter.

Versatile Beauty

Available in leather and fabric. Choose from over 50 leather colors and over 90 fabric colors. Page 260 for details of enabled upholstery.

Key Features

- Swivel Base
- Head and Neck Support
- Compact Size
- Customizable Details
Contrast Coverings
Feet Choices
- High Visual Comfort
- Recliner
Dual Motion
- Moving Features
Adjustable Headrest

3098

Lave

Designed by
Marcel Wanders studio

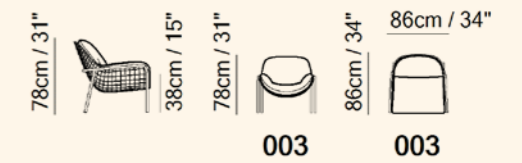


A sculptural armchair with a metal mesh body inspired by fishing nets. Structure made from expertly worked metal tubes of different thickness with a polished chrome finish.



Discover Lave
on [natuzzi.com](https://www.natuzzi.com)

Schematics



Technical Informations

- Tight Seat and Back Cushion.
- Metal Frame.
- Feet available in wooden finishings.
- Feet available in metal finishing Glossy Chromed.

Versatile Beauty

Available in leather and fabric. Choose from over 50 leather colors and over 90 fabric colors. Page 260 for details of enabled upholstery.

Key Features

- Compact Size
- High Visual Comfort

2882

Logos

Designed by
Manzoni & Tapinassi

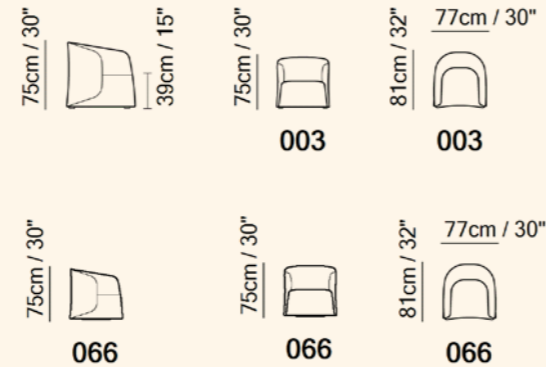


Its versatile design makes this armchair ideal for the living area or bedroom. Sleek silhouette, deep seat cushions and highly comfortable backrest. Its name is Logos but you can call it bed of roses.



Discover Logos
on [natuzzi.com](https://www.natuzzi.com)

Schematics



Technical Informations

- Seat cushion includes a layer of memory foam, a pressure-sensitive soft polyurethane.
- Tight Seat and Back Cushion.
- Internal wooden frame.
- Vers. 066 metal swivel base available in Matte Black Finish.
- Leather-fabric mix covering options:
1° COV. (Leather) = Frame.
2° COV. (Fabric) = Seat and back cushions.

Versatile Beauty

Available in leather and fabric. Choose from over 50 leather colors and over 90 fabric colors. Page 260 for details of enabled upholstery.

Key Features

- ↻ Swivel Base
- 📏 Compact Size
- 🔗 Customizable Details
Contrast Coverings

3040

Luna

Designed by
Claudio Bellini



Comfortable armchair designed with a generous headrest. The leather insert emphasizes the profile of the armchair, highlighting the contours and the appeal of its silhouette.



Discover Luna
on [natuzzi.com](https://www.natuzzi.com)

Schematics



Technical Informations

- Tight Seat and Back Cushion.
- Internal wooden frame.
- Feet available in wooden finishings
Oak Coffee or Smoked Oak.
- In fabric contrast welt any colour
cat 15 Le Mans.
- Leather-fabric mix covering options:
1° COV. (Leather) = Outer body & Welt.
2° COV. (Fabric) = Inner body and seat cushion.
- Vers. 066 metal swivel base available in Matte Black Finish.

Versatile Beauty

Available in leather and fabric. Choose from over 50 leather colors and over 90 fabric colors. Page 260 for details of enabled upholstery.

Key Features

- ↻ Swivel Base
- 📏 Head and Neck Support
- 🔗 Customizable Details
Contrast Coverings

3097

Margaret

Designed by
Mauro Lipparini

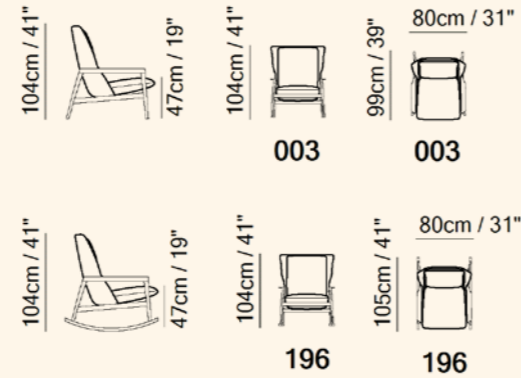


A distinctive chair that gets its peculiarity from the curved cocoon shaped back in rawhide. The combination of natural materials give it a noble look with an element of pure design that enriches any environment.



Discover Margaret
on [natuzzi.com](https://www.natuzzi.com)

Schematics





Technical Informations

- Frame in saddle leather in a dark brown colour.
- Available also as a rocking chair. Vers 196.
- Seat and back cushions aren't fixed to the frame.
- Internal wooden frame.
- Feet available in wooden finishings Smoked Oak or European Walnut.

Versatile Beauty

Available in fabric.
Choose from over 90 colors.
Page 260 for details of enabled upholstery.

Key Features

-  **Head and Neck Support**
-  **Customizable Details**
Feet Choices

2654

Marlene

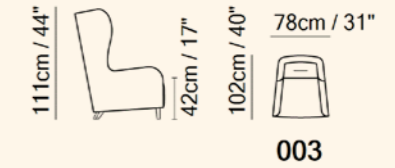
Designed by
Natuzzi Design Center



A new interpretation of the nineteenth-century bergère. Marlene is timeless relax and immense visual lightness. In addition, a striking back panel gives prolonged comfort.



Schematics




Technical Informations

- Tight Seat and Back Cushion.
- Internal wooden frame.
- Front feet are slightly higher in respect to rear.
- Feet available in wood finishings walnut or wengè.
- Model also available with slipcover with the model code R654

Versatile Beauty

1654 Available in leather.
Choose from over 50 colors.
R654 Available in Fabric. Choose between over 90 Colours. Page 260 for details of enabled upholstery.

Key Features

-  **Head and Neck Support**

2657

Natalie

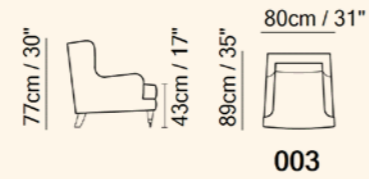
Designed by
Paola Navone



Natalie is a sophisticated armchair that combines functionality and design, meeting the needs of comfort and aesthetics that are essential in a modern, beautiful and practical living room.



Schematics




Technical Informations

- Model is available with contrast welt to be entered as second covering in the same category.
- Seat cushion includes a layer of memory foam and a pressure-sensitive soft polyurethane.
- Loose Seat Cushion.
- Tight Back Cushion.
- Internal wooden frame.
- Front feet are slightly higher in respect to rear.
- Front feet have castors.
- Feet available in wood finishings. Walnut and wengè.

Versatile Beauty

Available in leather. Choose from over 50 colors. Page 260 for details of enabled upholstery.

Key Features

- 
Customizable Details
 Contrast Coverings
 Feet Choices

3100

Penelope

Designed by
Mauro Lipparini




With its plush reassuring design, Penelope waits patiently for you to return home and is always ready for you to sink into. A universally suitable and highly versatile armchair suited to both residential and hotel settings.



Discover Penelope
on [natuzzi.com](https://www.natuzzi.com)

Schematics





Technical Informations

- Tight Seat and Back Cushion.
- Metal Frame.
- Front feet of the model is always in black chrome metal, whilst the rear feet are in wood finishing.
- Feet available in wooden finishings Smoked Oak or European Walnut.
- Leather-fabric mix covering options:
1° COV. (Leather) = Frame, seat cushion and welt
2° COV. (Fabric) = Back cushions.

Versatile Beauty

Available in leather and fabric. Choose from over 50 leather colors and over 90 fabric colors. Page 260 for details of enabled upholstery.

Key Features

- 
Compact Size
- 
Customizable Details
 Contrast Coverings
 Feet Choices

3256

Seashell

Designed by
Natuzzi Design Center



The shell-shaped chair is a novelty in 2023. Its high seating comfort is provided by the foam padding, and the swiveling black metal base. Seashell is available only with fabric upholstery.



Discover Seashell
on [natuzzi.com](https://www.natuzzi.com)

Schematics





Technical Informations

- Tight Seat Cushion (the seat cushions of the models are fixed to the frame).
- Tight Back Cushion (the back cushions of the models are fixed to the frame).
- Metal Frame.
- Metal base available in finishing 80 (pewter).
- Available with swivel 360° mechanism.

Versatile Beauty

Available in fabric.
Choose from over 90 fabric colors.
Page 260 for details of enabled upholstery.

Key Features

-  Swivel Base
-  Compact Size

3208

Sleeping Argo

Designed by
Paola Navone

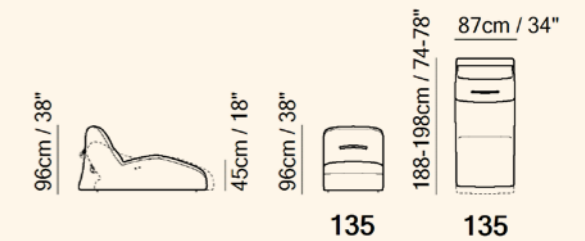


Its peculiarity is in its design with soft and rounded shapes. It is an invitation to enjoy life by lying completely in its softness.



Discover Sleeping Argo
on [natuzzi.com](https://www.natuzzi.com)

Schematics





Technical Informations

- Available in Byborre covering.
- The mix of padding in polyurethane and Climalight guarantees a look and support that does not change over time.
- Tight Seat and Back Cushions.
- Internal wooden frame.
- The hidden metal feet with anti-scratch and non-slip rubbers offer a practical solution for protecting floors.

Versatile Beauty

Available in Leather and Fabric.
Choose between over 50 colours of Leathers and over 90 Colours of Fabrics. Page 260 for details of enabled upholstery.

Key Features

-  High Visual Comfort
-  Recliner
Single Motion (Battery Pack Available vers. 830)

3031

Tulip

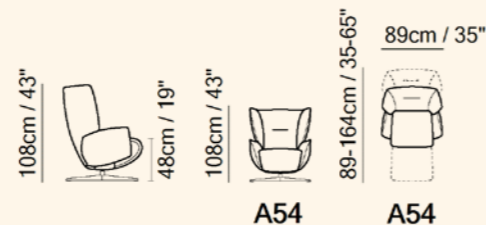
Designed by
Natuzzi Design Center



A pewter-colored swivel base recliner with an incredibly enveloping design. Like a nest of cushions in which to abandon yourself completely.



Schematics






Technical Informations

- Tight Seat Cushion.
- Tight Back Cushion.
- Metal Frame.
- With Feet Assembled.
- Metal base in pewter.

Versatile Beauty

Available in Leather:
Choose between over 50 Colours.
Page 260 for details of enabled upholstery.

Key Features

-  **Swivel Base**
-  **Head and Neck Support**
-  **High Visual Comfort**
-  **Recliner**
Dual Motion (Battery Pack Available vers. 830)

2847

Viaggio

Designed by
Manzoni & Tapinassi

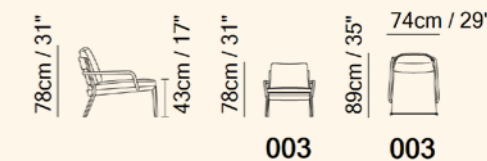


In any setting, whether home or office, Viaggio is true to its name: a journey into comfort and relaxation.



Discover Viaggio
on natuzzi.com

Schematics





Technical Informations

- Tight Seat Cushion.
- Loose Back Cushion.
- Internal wooden frame.
- Arms are available in metal with finishing lacquered coffee with Wengè frame or in lacquered beige with Honey Ashwood frame.
- Front feet are slightly higher in respect to rear.
- Feet Available in wood finishing Wengè and Honey Ashwood.

Versatile Beauty

Available in leather and fabric.
Choose from over 50 leather colors and over 90 fabric colors.
Page 260 for details of enabled upholstery.

Key Features

-  **Compact Size**
-  **Customizable Details**
Feet Choices



Re-Vive

Relax is a personal feeling that has a thousand nuances and Re-Vive embraces them all. With Re-Vive we designed a recliner that would offer complete support as well as intuitively respond to movement, to deliver a new kind of comfort.

600K

Re-Vive

Designed by
Natuzzi Design Center



Discover Re-Vive
on [natuzzi.com](https://www.natuzzi.com)



In the quilted version, Re-Vive conveys a sensation of sumptuous softness accentuated by an elegant decorative trim along the edges which highlights the beauty of its silhouette and bears witness to the outstanding quality of its artisanal workmanship. A plush layer of padding means that the Re-Vive effortlessly bears the weight of your body while you sink into a state of ineffable relaxation.



Technical Informations

- Responsive Recline provides a natural motion in perfect balance.
- A compliant layer of cushion forms naturally to the contours of your body.
- Live back mimics your body, encouraging micro and macro movement.
- Tilting ottoman for complete relaxation.
- Available in two-tone.
- Welt to be entered as second covering. Both covers need to be in the same price category.
- Structure and base available in finishings matte black, white or brown.



Key Features

- 🔄 **Swivel Base**
- 🔗 **Customizable Details**
Contrast Coverings
Feet Choices



Sliding headrest (optional)

Rest easy. The sliding headrest offers seamless adjustment through a simple sliding action to suit your posture and preferred support position.



Live back

Live back mimics your body, encouraging both micro and macromovement and assisting blood and oxygen flow. Live Back comprises three different flex movements – twist, lumbar and recline flex that work in unison to deliver fluid natural motion.



Tilting ottoman

Elevate and extend. The tilting ottoman is designed to follow your body's lead, tilting to your leg and foot angle effortlessly and providing responsive support while aiding circulation. Ottoman's springs are made of Santoprene, a material generally used for flexible engineered parts that require long-term performance because it is not subject to corrosion.



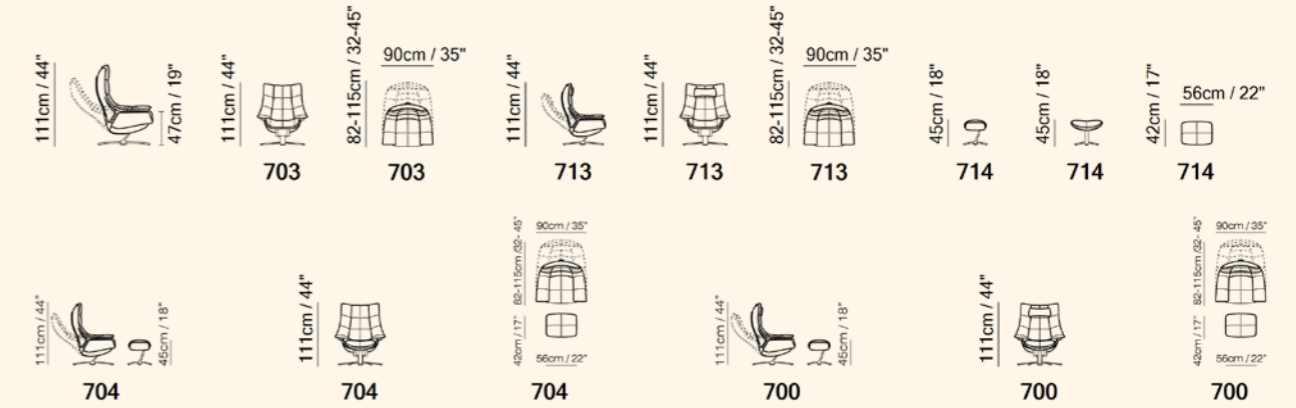
Dinamic arms

Hold your position. Dynamic arms feature live motion that mimics your movement in any position, sliding gently with you as you change between upright and recline, while providing constant support.




Schematics Re-Vive Quilted

King 600K



Queen 600Q



604K

Re-Vive Club

Designed by
Natuzzi Design Center

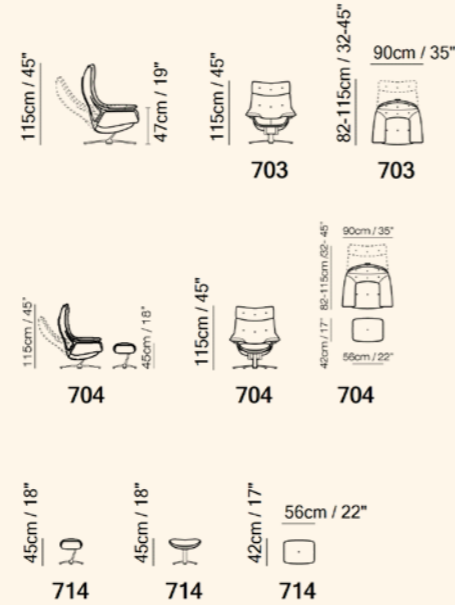


The large and invitingly comfortable backrest of the Re-Vive Club armchair also features embellishments on the built-in headrest and footrest. Like all items from the Re-Vive range, Club combines the exclusive signature comfort of Natuzzi Italia armchairs with the most advanced ergonomic technology.

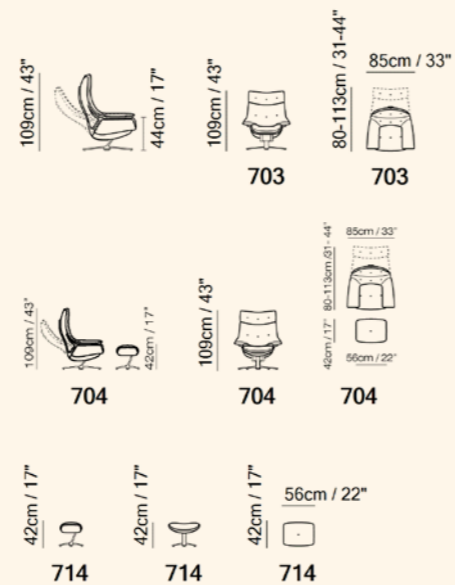


Discover Re-Vive
on natuzzi.com

Schematics King 604K



Schematics Queen 604Q



608K

Re-Vive Wing Back

Designed by
Natuzzi Design Center

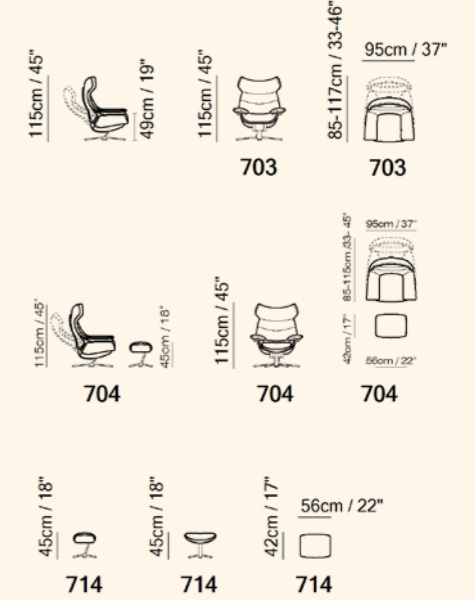


With its comfortable protective shape and invitingly generous backrest, Wing Back offers unsurpassed comfort, further boosted the highly distinctive design of the headrest which looks like a pair of wings opening out to embrace you and lifting you upward into flight until you reach a plane of relaxation.

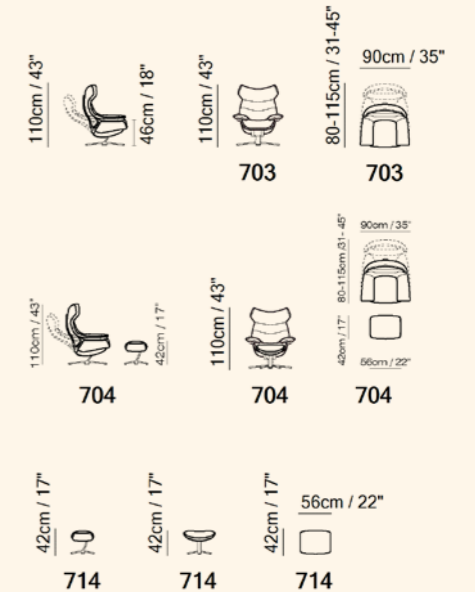


Discover Re-Vive
on natuzzi.com

Schematics King 608K



Schematics Queen 608Q





Poufs and Benches

A modern pouf must transcend mere seating – it must elevate the ambiance of any room, serving as a statement piece that effortlessly merges with own lifestyle and aesthetic preferences. From sleek lines to sumptuous upholstery, Natuzzi Italia's poufs and benches are a versatile additions to any space.

2717

Bis

Designed by
Natuzzi Design Center

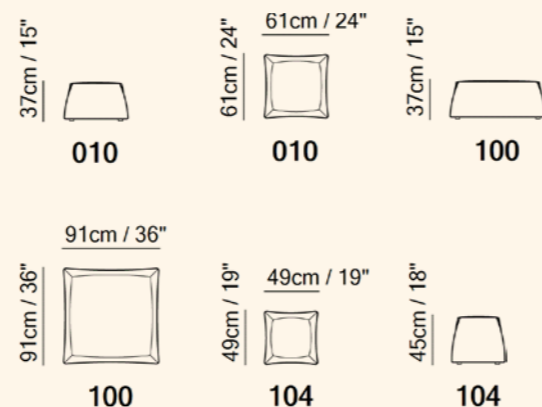


The pouf performs the most disparate functions – from an occasional seat to a support surface.



Discover Bis
on natuzzi.com

Schematics



Technical Informations

- Stitching is always in taupe.
- Internal wooden frame.
- All versions have castors.

Versatile Beauty

Available in leather and fabric.
Choose from over 50 leather colors and over 90 fabric colors.
Page 260 for details of enabled upholstery.

Key Features

- Compact Size

1921

Bracque

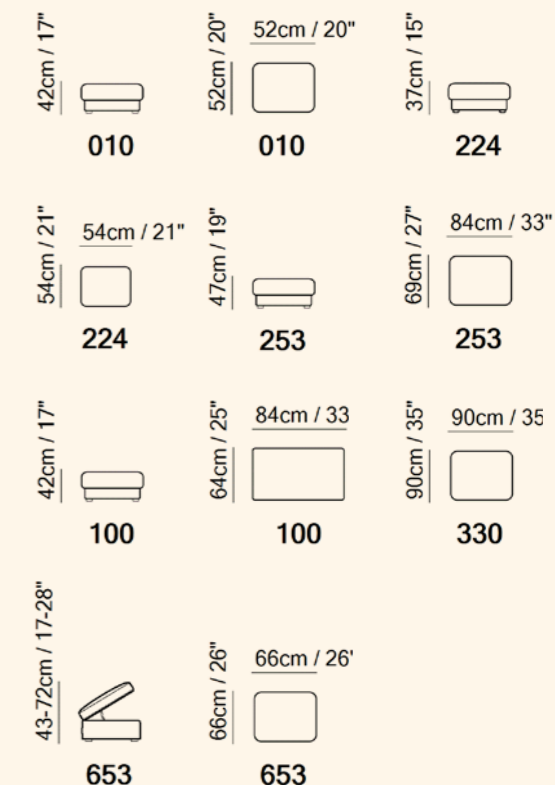
Designed by
Natuzzi Design Center



A tabletop, seat, footrest or decorative element, Bracque is a multifunctional piece of furniture that attributes comfort to both domestic and professional environments. Its design makes it perfect alongside furnishings of all kinds.



Schematics



Technical Informations

- vers. 653 has storage, vers 224 has castors.
- Internal wooden frame.

Versatile Beauty

Available in leather and fabric.
Choose from over 50 leather colors and over 90 fabric colors.
Page 260 for details of enabled upholstery.

Key Features

- Compact Size
- Storage

L025

Campus

Designed by
Mauro Lipparini

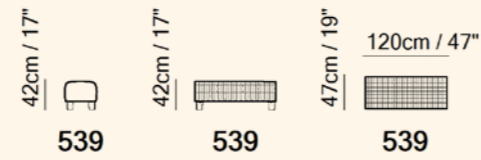


Small bench that gives personality to the bedroom and completes the Campus offering.



Discover Campus
on [natuzzi.com](https://www.natuzzi.com)

Schematics





Technical Informations

- LR25 without weave and available in leather or fabric (single cover).
- L025 available with your choice of Special Gargano woven suede leather.
- Powder coated feet available in champagne or matt black.

Versatile Beauty

L025 Available in Leather and Fabric both with your choice of Special Gargano woven suede leather frame. Choose between over 50 colours of leathers and over 90 colours of fabrics. LR25 available in Fabric. Choose between over 90 Colours. Choose from over 90 colors. Page 260 for detail of enabled upholstery.

Key Features

-  **Compact Size**
-  **Customizable Details**
Feet Choices

2981

Herman

Designed by
Manzoni & Tapinassi

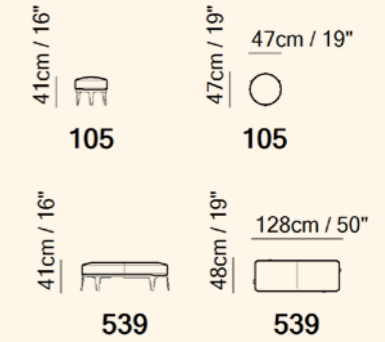


Restrained chic and compelling design flair - the Herman footstool is as unforgettable as a piece of adventure fiction.



Discover Herman
on [natuzzi.com](https://www.natuzzi.com)

Schematics





Technical Informations

- Metal frame available in metal finishings pewter or glazed bro.

Versatile Beauty

V981 available in leather. Choose from more than 50 colors. 2981 available in fabric. Choose from over 90 colors. Page 260 for detail of enabled upholstery.

Key Features

-  **Compact Size**
-  **Customizable Details**
Feet Choices

3039

Melpot

Designed by
Mauro Lipparini

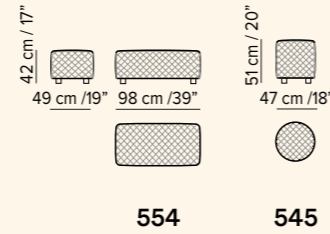
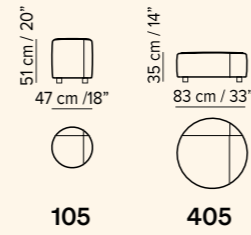


Melpot is a symbol of modularity. Its pouf, like all other elements, are interchangeable and can be repositioned as desired, or used singly.



Discover Melpot
on natuzzi.com

Schematics



Technical Informations

- Vers 554 and 545 available with diamond stitching leather or fabric.

Versatile Beauty

Available in leather and fabric. Choose from over 50 leather colors and over 90 fabric colors. Page 260 for details of enabled upholstery.

Key Features

-  **Compact Size**

2012

Scacco

Designed by
Natuzzi Design Center



Comfort and design follow you everywhere. Scacco's polystyrene padding makes it light and easy to transport wherever you want to enjoy your home. It easily adapts to your seat, giving you all the comfort you desire.



Discover Scacco
on natuzzi.com

Schematics





Technical Informations

- Second cover (Natuzzi Italia logo bands) is always in leather (Le Mans). cat 15.

Versatile Beauty

Available in Fabric - Choose between over 90 Colours. Page 260 for details of enabled upholstery.

Key Features

-  **Customizable Details Contrast Coverings**
-  **High Visual Comfort**

3253

Terra

Designed by
Marcantonio

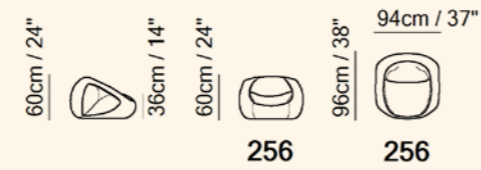


Terra is produced in Natuzzi Italia factories equipped with more than two thousand photovoltaic panels and a fluid-free heating system and is designed to be a totally eco-friendly product. It has an iconic design that can be used in different environments of the house.



Discover Terra
on [natuzzi.com](https://www.natuzzi.com)

Schematics




Technical Informations

- Each component of Pouf Terra is totally recyclable.
- Padding in recycled polystyrene that make it light and adaptable in shape to achieve the desired comfort.

Versatile Beauty

Available in leather and fabric.
Choose from over 50 leather colors and over 90 fabric colors.
Page 260 for details of enabled upholstery.

Key Features

 **High Visual Comfort**



Coffee Tables

A fusion of style and functionality that transforms everyday living spaces into statements of elegance. Our meticulously crafted coffee tables blend fascinating design with practicality, making them stylish accents in daily life. Each table exudes refined forms while offering versatile functionality.

Q070001XNA

Adam

Designed by
Marcel Wanders



Collection available in various sizes and different heights to meet the needs of living. Tables can live alone but become protagonists of the scene when they are matched with each other thanks to the mix of different materials available.



Q070010XNA



Discover Adam
on [natuzzi.com](https://www.natuzzi.com)

Schematics

Square Central



90cm x 90cm H 28cm
35,43" x 35,43" H 11,02"

Round Accent



52cm x 52cm H 55cm
20,47" x 20,47" H 21,65"

Technical Informations

- FSC certified wood.
- Available in different versions: central square and elliptical.
- Central bar in honey solid ash wood.
- Brushed Lecce stone finishing.
- All tables are equipped with high density non-slip felt pads that allow to protect any type of surface.
- All versions are provided with a plate customized by the designer.

Versatile Beauty

Page 288 for details on available finishes.

T100FM3

Cabaret

Designed by
Natuzzi Design Center



With their wide range of shapes, sizes and materials, the Cabaret coffee table will fit perfectly into any environment thanks to its style and personality.



T100M00



T100MY1



Discover Cabaret
on [natuzzi.com](https://www.natuzzi.com)

Schematics

Square Corner



45cm x 45cm H 54cm
17,72" x 17,72" H 21,26"

Square Central



90cm x 90cm H 34cm
35,43" x 35,43" H 13,39"

Round Corner



45cm x 45cm H 54cm
17,72" x 17,72" H 21,26"

Technical Informations

- Top in: 10mm thick extra-clear tempered glass with the under-side painted white.
Tempered float glass, 10mm thick with the under-side painted brown.
Tempered float glass, 10mm thick with under-side painted taupe.
Poplar chipboard coated with stripe-effect oak veneer with coffee coloured lacquer.
- MDF panel coated with smoked oak veneer.
- White Carrara marble with grey veins, sanded and brushed, with stain-resistant and scratch-resistant protective finish.
- Stainless steel slab in finishing nickel silver.
- Structure in tubular metal.

Versatile Beauty

Pages 288-289 for details on available finishes.

E04401X

Campus

Designed by
Mauro Lipparini



Tops of different shapes, materials and sizes allow you to create an elegant and sophisticated living area. Coffee tables from the Campus collection are just the right accent for any space.



E04408X



E04405X



Discover Campus
on natuzzi.com

Schematics

Square Central



120cm x 120cm H 40cm
47,24" x 47,24" H 15,75"

Rectangular Central



90cm x 140cm H 34cm
35,43" x 55,12" H 13,39"

Round Central



100cm x 100cm H 28cm
39,37" x 39,37" H 11,02"

100cm x 100cm H 29cm
39,37" x 39,37" H 11,42"

Round Accent



47cm x 47cm H 51cm
18,5" x 18,5" H 20,08"

47cm x 47cm H 52cm
18,5" x 18,5" H 20,47"

Technical Informations

- Table program with laser-cut, polished and nickel-plated galvanic steel sheet foot and champagne-coloured liquid-coated.
- The metal base has details with inserts in solid tobacco-stained ash.
- Top available in various materials.
- The accent version is also available in polished and nickel-plated steel and champagne painted top.

Versatile Beauty

Page 288 for details on available finishes.

E04504X

Cava

Designed by
Mauro Lipparini



Cava is a coffee table program designed to create and express geometric compositions of horizontal and vertical planes and all the figures, in spatial balance, contribute to its structural role.



E04506X



Discover Cava
on natuzzi.com

Schematics

Rectangular Central



100cm x 120cm H 28cm
39,37" x 47,24" H 11,02"

Round Central



100cm x 100cm H 32cm
39,37" x 39,37" H 12,6"

Round Accent



40cm x 40cm H 48cm
15,75" x 15,75" H 18,9"

Technical Informations

- Central tables made entirely of tempered extra-clear glass or transparent bronze and fume with base and top in etched glass and/or back-lacquered in predefined chromatic mix.
- Central tables available in two sizes and in various color mix.
- The accent version has a steel frame in matt coffee painted with etched float glass top and back lacquered or also available in mirrored glass in various colors.
- All the glass parts are glued using UV bonding technique.

Versatile Beauty

Page 288 for details on available finishes.

T10802X

Chocolat

Designed by
Natuzzi Design Center



Unusual geometric shapes and exquisite materials – stone, glass or marble. The irresistible allure of the Chocolat coffee tables.



T108M0S



Discover Chocolat
on natuzzi.com

Schematics

Multiform Central



83cm x 101cm H 28cm
32,68" x 39,76" H 11,02"

Multiform Accent



48cm x 57cm H 50cm
18,9" x 22,44" H 19,69"

Technical Informations

- Top in travertine white ivory-grey marble with diffuse-porous; bronze Amani grey-brown stone, compact stone with brilliant veins.
- Base in galvanised nickel steel, brushed and protected with transparent paint.
- Imperial grey with steel frame in petwer finish.
- Smoked oak with steel frame in petwer finish.
- With water-resistant and stain-resistant treatment.

Versatile Beauty

Page 288 for details on available finishes.

E02802X

Estro

Designed by
Natuzzi Design Center



Coffee tables to serve the living room, also versatile for use as convenient supporting surfaces in other areas of the home. Available in various sizes and heights. A proposal resulting from stylistic research involving shapes and materials.



E02805X



E02808X



Discover Estro
on natuzzi.com

Schematics

Round Central



90cm x 90cm H 39cm
35,43" x 35,43" H 15,35"

Round Corner



50cm x 50cm H 55cm
19,69" x 19,69" H 21,65"

Round Accent



40cm x 40cm H 45cm
15,75" x 15,75" H 17,72"

Technical Informations

- Weight bearing structure in sheet metal, curved, polished and painted in burnished black.
- Tops available in MDF with veneering in various woods, milled and brushed marble, or thick glass.

Versatile Beauty

Page 289 for details on available finishes.

T876001XNA

Feudo

Designed by
Mauro Lipparini



The needs of contemporary living and of versatile furnishings find expression in the Feudo coffee table, a constructive combination of simple and sculptural geometric shapes.



T876002XNA



Discover Feudo
on [natuzzi.com](https://www.natuzzi.com)

Schematics

Round Central



105cm x 105cm H 40cm
41,34" x 41,34" H 15,75"

Technical Informations

- Composed by two opposing cones in natural-stained solid ashwood.
- In the upper cone there is a metal threaded bar that screws into the lower cone in order to raise the table.
- Available with open-pore stone white travertine top or with thick glossy white lacquered MDF top.

Versatile Beauty

Page 289 for details on available finishes.

E02710X

Filrouge

Designed by
Mauro Lipparini



The extremely geometric style of this collection is reinforced by the frame, which, like the line of a graph, defines surfaces, completely redesigns volumes, recomposing the abstract three dimensionality of solids and voids.



E02713X



Discover Filrouge
on [natuzzi.com](https://www.natuzzi.com)

Schematics

Square Central



100cm x 100cm H 34cm
39,37" x 39,37" H 13,39"

Round Accent



40cm x 40cm H 48cm
15,75" x 15,75" H 18,9"

Technical Informations

- Metal tubular structure with a liquid varnish coat and a burnished finish.
- Surfaces, shelves and side panels in sliced oak or walnut combined with surfaces in smoothed, brushed Volakas marble.
- The desk has a drawer with a drop-down door and decorative metal handles.
- Self-supporting bookcase with adjustable feet.


Versatile Beauty

Page 289 for details on available finishes.

T847003XNA

Frost

Designed by
Claudio Bellini



Inspired by the drops of dew on spring flowers, the glass seems to magically settle on stone. Versatile tables for the living area available in different sizes and heights in order to respond to the various functions of living.



T847002XNA



Discover Frost
on natuzzi.com

Schematics

Round Central



108cm x 100cm H 30cm
42,52" x 39,37" H 11,81"

Round Accent



55cm x 50cm H 50cm
21,65" x 19,69" H 19,69"

Technical Informations

- Introducing the Fossena Stone for this program, a limestone whose quarries are located in Tunisia. This material stands out for its minimal appearance, enhanced by a homogeneous and uniform structure.
- Available in both central and accent versions, the program is characterized by two bases (cylinder and parallelepiped) completely made of stone, hooked together by a pewter painted steel tube.
- Top in extra-clear tempered glass, with a finished and polished edge.
- All the glass parts are glued to electro-welded steel elements by means of UV gluing technique to the stone bases.

Versatile Beauty

Page 290 for details on available finishes.

T156XZ3

Herman

Designed by
Manzoni & Tapinassi



Herman coffee tables play with shapes and sizes, standing out above all for their cutting-edge design and comfort. They are characterised by refined materials and a rigorous, precise style that makes them truly timeless.



T1560X2



T156VMS



Discover Herman
on natuzzi.com

Schematics

Square Central



100cm x 100cm H 27cm
39,37" x 39,37" H 10,63"

Round Accent



45cm x 45cm H 34cm
17,72" x 17,72" H 13,39"

56cm x 56cm H 50cm
22,05" x 22,05" H 19,69"

Technical Informations

- The frame of the Herman line is made of pewter-finished metal or bronze treated with a special scratch-resistant protective coating.
- The various configurations can be combined to create unique arrangements.

Versatile Beauty

Page 290 for details on available finishes.

E03203X

Icon

Designed by
Michele Menescardi



A collection of tables and accent side tables with a strongly decorative personality. Refined coffee tables featuring an extremely clean and formal line, and the modernity of the fine materials used.



E03211X



E03206X



Discover Icon
on natuzzi.com

Schematics

Rectangular Central



80cm x 120cm H 39cm
31,5" x 47,24" H 15,35"

Square Central



100cm x 100cm H 32cm
39,37" x 39,37" H 12,6"

Square Corner



55cm x 55cm H 56cm
21,65" x 21,65" H 22,05"

Rectangular Accent



40cm x 55cm H 51cm
15,75" x 21,65" H 20,08"

Round Accent



55cm x 55cm H 56cm
21,65" x 21,65" H 22,05"

Technical Informations

- Available with a 3/4 feet base in satined sheet metal and varnished brass.
- Central leg in lathed solid heat-treated walnut or oak with an internal supporting structure in metal.
- Tray-top in MDF.
- The side table completely in wood to serve the seat, with a 45 rotating top.
- The coffee tables are fitted with feet in non-scratch ABS.

Versatile Beauty

Pages 290-291 for details on available finishes.

T157M53

Ido

Designed by
Mauro Lipparini



Horizontal, cubic and simple elements, resulting in a system with different stories, both in terms of its aesthetic compositions and functions. An ideal complement for the living area for immediate support and high-quality aesthetic solutions.



T15702X



T157XYS



Discover Ido
on natuzzi.com

Schematics

Round Central



90cm x 90cm H 39cm
35,43" x 35,43" H 15,35"

Square Accent



40cm x 40cm H 47cm
15,75" x 15,75" H 18,5"

Round Accent



55cm x 55cm H 56cm
21,65" x 21,65" H 22,05"

Technical Informations

- Slim and lightweight metal legs.
- It easily combines with sofas and armchairs in a different style.

Versatile Beauty

Page 290 for details on available finishes.

T163MN3

Kendo

Designed by
Manzoni & Tapinassi



Kendo coffee table is an exemplary merge of modern design and function. The perfect item that will embellish not only your living room, but any other space, with its sophisticated details and elegant lines.



T1630X7



Discover Kendo
on natuzzi.com

Schematics

Square Central



100cm x 100cm H 26cm
39,37" x 39,37" H 10,24"

Rectangular Central



90cm x 160cm H 26cm
35,43" x 62,99" H 10,24"

Rectangular Accent



38cm x 53cm H 50cm
14,96" x 20,87" H 19,69"

Technical Informations

- Legs in oak or walnut solid wood and top in brushed open-pore oak or walnut veneer.
- Pewter or brass metal insert embellishes the design.
- The base of the side table is in brushed metal.


Versatile Beauty

Page 291 for details on available finishes.


T140VX3

Labirinto


Designed by
Claudio Bellini



Labirinto brings together beauty and function making this article unique in its category. Its tables burst with color and geometric shapes within the Natuzzi Collection.



T140VX1



T140V04



Discover Labirinto
on natuzzi.com

Schematics

Rectangular Central



85cm x 125cm H 34cm
33,46" x 49,21" H 13,39"

Square Corner



60cm x 60cm H 70cm
23,62" x 23,62" H 27,56"

Square Central



100cm x 100cm H 34cm
39,37" x 39,37" H 13,39"

Technical Informations

- Thanks to the castors it is easy to move around the table whilst, double top coffee table which can be used as a bookcase.
- 8 mm thick laminated glass (4+4) for the colored separating elements and 8 mm thick glass for base and top.
- The special glass processing used on this product creates a chromatic variation between different shades of color.

Versatile Beauty

Page 291 for details on available finishes.

T058V03

Mercurio

Designed by
Natuzzi Design Center



Visual lightness combines with the practicality of hardened glass. The Mercurio line of coffee tables includes a square corner version, a rectangular centre version and a console table.



T058VH1



Discover Mercurio
on [natuzzi.com](https://www.natuzzi.com)

Schematics

Rectangular Central



52cm x 111cm H 40cm
20,47" x 43,7" H 15,75"

Square Corner



60cm x 60cm H 45cm
23,62" x 23,62" H 17,72"

Technical Informations

- Heat forged structure in curved blue line crystal.
- Tension-free 12mm thick crystal.
- Transparent rubber stoppers.

Versatile Beauty

Page 291 for details on available finishes.

T879001XNA

Patio

Designed by
Sabine Marcelis



Functionality and design harmonize creating a versatile complement ideal for fluid and dynamic spaces that do not give up beauty and design as elements that improve life and help you feel good.

Schematics

Square Central



90cm x 90cm H 26cm
35,43" x 35,43" H 10,24"

Technical Informations

- The glass top is made of bronzed glass.
- Thanks to the particular wheels that define the base it can be easily moved in any area of the house.

Versatile Beauty

Page 291 for details on available finishes.



Discover Patio
on [natuzzi.com](https://www.natuzzi.com)

E03001X

Saturday

Designed by
Natuzzi Design Center



The Saturday tables are real gems whose particular structure creates a strong graphic and geometrical impact as a final effect. Small accent tables, resulting from stylistic research involving shapes and material, at the service of the home.



E03005X



E03004X



Discover Saturday
on natuzzi.com

Schematics

Round Central



70cm x 70cm H 35cm
27,56" x 27,56" H 13,78"

Round Corner



52cm x 52cm H 45cm
20,47" x 20,47" H 17,72"

Round Accent



38cm x 38cm H 40cm
14,96" x 14,96" H 15,75"

Technical Informations

- Weight-bearing structure in shaped metal rods.
- Top in sectioned, bevelled pantographed MDF.
- Protective, stain resistant surface treatment.
- The tables are fitted with feet in non-slip and non-scratch PVC.

Versatile Beauty

Page 291 for details on available finishes.

E04303X

Skyline

Designed by
Marcel Wanders



Set of coffee and accent tables available in various sizes and heights for different uses in the home. They can stand alone but create an exquisite aesthetic when used in combination with each other.



E04302X



Discover Skyline
on natuzzi.com

Schematics

Square Central



85cm x 85cm H 22cm
33,46" x 33,46" H 8,66"

Rectangular Central



40cm x 106cm H 40cm
15,75" x 41,73" H 15,75"

Technical Informations

- Feet in die-cast drawn and shaped aluminum, liquid painted in various finishes.
- Top available in precious marble and/or granite with polished and brushed top with specific diamond brushes in matt effect.
- Visible edge polished and brushed as the top.
- Marble top with water-repellent, stain and anti-scratch treatment.
- Calacatta marble top is supported with fibre-strengthening net.

Versatile Beauty

Pages 291-292 for details on available finishes.

Q124001XNA

Splash

Designed by
Enrique Marti



Small tables with organic shapes whose design is inspired by the flow of water. Essential lines and simple volumes embellished with workmanship and details that follow one another and refer throughout the design to the movement of water.



Q124002XNA



Discover Splash
on natuzzi.com

Schematics

Multiform Central



96cm x 100cm H 35cm
37,8" x 39,37" H 13,78"

Multiform Accent



61cm x 70cm H 45cm
24,02" x 27,56" H 17,72"

Technical Informations

- Different sizes and versions that create a sinuous bi-chromatic effect thanks to the clever mix of materials.
- Small tables that can live alone but become protagonists of the scene when they dialogue with each other.
- Two different and irregular pebbles overlap their materials.

Versatile Beauty

Page 292 for details on available finishes.

Q092004XNA

Square

Designed by
Natuzzi Design Center



Square was born from the idea of offering a project that combines function and design in the service of living. A side table with drawers or shelves is the perfect solution for storing and shelving our objects and making the most of space.



Q092003XNA



Q092003XNA

Schematics

Rectangular Central with Castors



120cm x 76cm H 43cm
47,24" x 29,92" H 16,93"

Technical Informations

- Made of Medium Density Fiberboard shaped and rolled on the edges.
- Fully veneered in various woods.
- Storage compartments with top opening and side drawer with full extension opening with push-to-open mechanism and soft close.
- Equipped with swivel wheels that allow easy movement.

Versatile Beauty

Page 292 for details on available finishes.

Q123002XNA

Tempio

Designed by
Fabio Novembre



Tempio is a new coffee table of great aesthetic impact designed to become the absolute protagonist of the space. Its pure geometry and defining shapes create a timeless object.



Q123001XNA



Discover Tempio
on [natuzzi.com](https://www.natuzzi.com)

Schematics

Rectangular Central



100cm x 155cm H 34cm
39,37" x 61,02" H 13,39"

Technical Informations

- Made of wood and precious Italian Travertine marble.
- Impressive base built with 4 cylindrical sculptural support elements.

Versatile Beauty

Page 292 for details on available finishes.

T13403X

Tempo

Designed by
Manzoni & Tapinassi



The Tempo line of coffee tables is extremely versatile in terms of the versions and materials available, which can be combined for a complete and elegant décor. Its shape makes it ideal for being placed next to a modern sofa.



T134XX3



Discover Tempo
on [natuzzi.com](https://www.natuzzi.com)

Schematics

Square Central



90cm x 90cm H 38cm
35,43" x 35,43" H 14,96"

Rectangular Central



70cm x 148cm H 25cm
27,56" x 58,27" H 9,84"

73cm x 118cm H 39cm
28,74" x 46,46" H 15,35"

Rectangular Accent



46cm x 56cm H 50cm
18,11" x 22,05" H 19,69"

Technical Informations

- Top in Calacatta gold marble.
- Stainless steel base which undergoes a mirror polishing and an uneven silvering process.
- Wood veneer.
- Float tempered glass.
- Legs with adhesive felt pads.

Versatile Beauty

Page 292 for details on available finishes.

T845005XNA

Voyage

Designed by
Nika Zupanc



The Voyage coffee table is available in rounded shapes with sinuous and curved lines characterized by a mixture of natural and industrial materials, which blend into a unique refined product.



T845004XNA



Discover Voyage
on [natuzzi.com](https://www.natuzzi.com)

Schematics

Round Central



100cm x 100cm H 44cm
39,37" x 39,37" H 17,32"

Technical Informations

- Central base is made of laser cut curved steel.
- The cylindrical base has an internal metal ballast to improve stability.
- Available in two sizes (oval and round) and two different material top finishes.

Versatile Beauty

Page 292 for details on available finishes.

Coffee Tables

Code	Name	Model	Function	Structure	Finish Structure	Top	Finish Top	Dimensions (cm)
Q070001XNA	Adam	Square	Central	Wood	Ash Honey	Wood	Ash Honey	90×90 H28
Q070008XNA	Adam	Square	Central	Wood / Stone	Spatulated Lecce Stone	Spatulated Lecce Stone		90×90 H28
Q070002XNA	Adam	Rectangular	Central	Wood	Ash Honey	Wood	Ash Honey	60×120 H37
Q070009XNA	Adam	Rectangular	Central	Wood / Stone	Spatulated Lecce Stone	Spatulated Lecce Stone		60×120 H37
Q070003XNA	Adam	Round	Central	Wood	Ash Honey	Wood	Ash Honey	52×52 H55
Q070010XNA	Adam	Round	Central	Wood / Stone	Spatulated Lecce Stone	Spatulated Lecce Stone		52×52 H55
E04403X	Campus	Square	Central	Metal / Wood	Glossy Champagne / Tobacco Ash Wood	Marble Calacatta	Calacatta Green	120×120 H40
E04410X	Campus	Square	Central	Metal / Wood	Black Crome Glossy / Eucalyptus	Ceramic	Old Stain	120×120 H40
E04405X	Campus	Rectangular	Central	Metal / Wood	Glossy Champagne / Tobacco Ash Wood	Glass	Glossy Green	90×140 H34
E04402X	Campus	Round	Central	Metal / Wood	Glossy Champagne / Tobacco Ash Wood	Wood		100×100 H28
E04409X	Campus	Round	Servetto	Metal / Wood	Glossy Champagne / Tobacco Ash Wood	Wood		47×47 H51
E04408X	Campus	Round	Servetto	Metal / Wood	Glossy Champagne / Tobacco Ash Wood	Glass	Glossy Green	47×47 H51
E04401X	Campus	Round	Central	Metal / Wood	Glossy Champagne / Tobacco Ash Wood	Marble Calacatta	Calacatta Green	100×100 H29
E04407X	Campus	Round	Servetto	Metal / Wood	Glossy Champagne / Tobacco Ash Wood	Marble Calacatta	Calacatta Green	47×47 H52
E04412X	Campus	Round	Servetto	Metal / Wood	Glossy Black Crome / Eucalyptus	Ceramic	Old Stain	47×47 H52
E04411X	Campus	Round	Central	Metal / Wood	Glossy Black Crome / Eucalyptus	Wood	Eucalyptus	100×100 H28
E04413X	Campus	Round	Servetto	Metal / Wood	Glossy Black Crome / Eucalyptus	Wood	Eucalyptus	47×47 H52
E04506X	Cava	Rectangular	Central	Glass	Bronze	Glass	Bronze	100×120 H28
E04505X	Cava	Rectangular	Central	Glass	Smoke	Glass	Smoke	100×120 H28
E04508X	Cava	Rectangular	Central	Glass	Sky Blue	Glass	Extrawhite	100×120 H28
E04512X	Cava	Round	Servetto	Metal	Matte Coffee	Glass	Bronze	40×40 H48
E04511X	Cava	Round	Servetto	Metal	Matte Coffee	Glass	Smoke	40×40 H48
E04502X	Cava	Round	Central	Glass	Bronze	Glass	Bronze	100×100 H32
E04501X	Cava	Round	Central	Glass	Smoke	Glass	Smoke	100×100 H32
E04504X	Cava	Round	Central	Glass	Sky Blue	Glass	Extrawhite	100×100 H32
T1000X1	Cabaret	Square	Central	Metal	Anthracite	Marble	Travertine	90×90 H34

Code	Name	Model	Function	Structure	Finish Structure	Top	Finish Top	Dimensions (cm)
T1000X1	Cabaret	Square	Central	Metal	Glossy Cromo	Marble	White Carrara	90×90 H34
T100XY4	Cabaret	Square	Central	Metal	Glossy Cromo	Glass	White Acid-etched	90×90 H34
T100XM4	Cabaret	Square	Central	Metal	Glossy Cromo	Glass	Coffee Acid-etched	90×90 H34
T100XY0	Cabaret	Square	Central	Metal	Glossy Cromo	Glass	White Acid-etched	45×45 H53
T100XM0	Cabaret	Square	Central	Metal	Glossy Cromo	Glass	Coffee Acid-etched	45×45 H54
T1000X2	Cabaret	Round	Corner	Metal	Anthracite	Marble	Travertine	45×45 H54
T10802X	Chocolat	Multiform	Central	Metal	Pewt	Glass	Smoke Grey	83×101 H28
T10803X	Chocolat	Multiform	Servetto	Metal	Pewt	Glass	Smoke Grey	48×57 H50
T108F54	Chocolat	Rectangular	Central	Metal	Pewt	Marble	Imperial Grey	83×101 H28
T108MZ3	Chocolat	Rectangular	Central	Metal	Pewt	Marble	Athens Silver Cream	83×101 H28
T108M0S	Chocolat	Rectangular	Servetto	Metal	Pewt	Marble	Imperial Grey	48×57 H50
T108MZS	Chocolat	Rectangular	Servetto	Metal	Pewt	Marble	Athens Silver Cream	48×57 H50
E02808X	Estro	Round	Servetto	Metal	Burnished Black	Glass	Wisteria	40×40 H45
E02801X	Estro	Round	Central	Metal	Burnished Black	Wood	Walnut	90×90 H39
E02802X	Estro	Round	Central	Metal	Burnished Black	Wood	Smoked Oak	90×90 H39
E02804X	Estro	Round	Corner	Metal	Burnished Black	Marble	Invisible Gray	50×50 H55
E02803X	Estro	Round	Corner	Metal	Burnished Black	Marble	Sahara Noir	50×50 H55
E02807X	Estro	Round	Corner	Metal	Burnished Black	Marble	Lilac	50×50 H55
E02806X	Estro	Round	Servetto	Metal	Burnished Black	Glass	Green	40×40 H45
E02805X	Estro	Round	Servetto	Metal	Burnished Black	Glass	Brick Red	40×40 H45
T876001XNA	Feudo	Round	Central	Wood	Ash Wood	Marble	Travertine	105×105 H40
T876002XNA	Feudo	Round	Central	Wood	Ash Wood	Glossy Wood	Glossy White Lacquered	105×105 H40
E02708X	Filrouge	Square	Central	Wood / Metal	Smoked Oak / Burnished Black	Marble	Volakas	100×100 H34
E02705X	Filrouge	Rectangular	Multi Function	Wood / Metal	Smoked Oak / Burnished Black			40×120 H33
E02711X	Filrouge	Round	Servetto	Metal	Burnished Black	Wood	Smoked Oak	40×40 H48
E02713X	Filrouge	Round	Servetto	Metal	Pinkish Black	Marble	Volakas	40×40 H48

Coffee Tables

Code	Name	Model	Function	Structure	Finish Structure	Top	Finish Top	Dimensions (cm)
T847001XNA	Frost	Round	Central	Marble / Metal	Pewt / Fossena	Glass	Extrawhite	108×100 H30
T847003XNA	Frost	Round	Central	Marble / Metal	Carrara / Pewt	Glass	Extrawhite	108×100 H30
T847002XNA	Frost	Round	Servetto	Marble / Metal	Pewt / Fossena	Glass	Extrawhite	55×50 H50
T847004XNA	Frost	Round	Servetto	Marble / Metal	Carrara / Pewt	Glass	Extrawhite	55×50 H50
T157XYT	Ido	Square	Servetto	Metal	Pewt	Marble	Calacatta Gold	40×40 H47
T15702X	Ido	Square	Servetto	Metal	Pewt	Marble	Invisible Gray	40×40 H47
T157XXT	Ido	Square	Servetto	Metal	Pewt	Metal	Silver Wave	40×40 H47
T157M53	Ido	Round	Central	Metal	Pewt	Metal	Black Crome	90×90 H39
T157XYS	Ido	Round	Servetto	Metal	Pewt	Marble	Calacatta Gold	55×55 H56
T15701X	Ido	Round	Servetto	Metal	Pewt	Marble	Invisible Gray	55×55 H56
T1560X3	Herman	Square	Central	Metal	Bronze	Marble	Rain Forest Brown	100×100 H27
T1560X1	Herman	Square	Central	Metal	Bronze	Glass	Bronze Mirror	100×100 H27
T156XZ3	Herman	Square	Central	Metal	Pewt	Marble	Calacatta Gold	100×100 H27
T156XH3	Herman	Square	Central	Metal	Pewt	Marble	Orobic Marble	100×100 H27
T156X03	Herman	Square	Central	Metal	Pewt	Marble	Invisible Gray	100×100 H27
T156VM3	Herman	Square	Central	Metal	Pewt	Glass	Coffee	100×100 H27
T1560X4	Herman	Round	Servetto	Metal	Bronze	Marble	Rain Forest Brown	56×56 H50
T1560X2	Herman	Round	Corner	Metal	Bronze	Glass	Bronze Mirror	56×56 H50
T156LRS	Herman	Round	Servetto	Metal	Pewt	Wood	Smoked Oak	56×56 H50
T156XZS	Herman	Round	Servetto	Metal	Pewt	Marble	Calacatta Gold	56×56 H50
T156XHS	Herman	Round	Servetto	Metal	Pewt	Marble	Orobic Marble	56×56 H50
T156X0S	Herman	Round	Servetto	Metal	Pewt	Marble	Invisible Gray	56×56 H50
T156VMS	Herman	Round	Servetto	Metal	Pewt	Glass	Coffee	45×45 H34
E03203X	Icon	Square	Central	Wood / Metal	Smoked Oak / Brass	Marble	Orobic Marble	100×100 H32
E03204X	Icon	Square	Central	Wood / Metal	Walnut / Brass	Marble	Volakas	100×100 H32
E03205X	Icon	Square	Corner	Wood / Metal	Smoked Oak / Brass	Lacquered Wood	Matte Cement	55×55 H56

Code	Name	Model	Function	Structure	Finish Structure	Top	Finish Top	Dimensions (cm)
E03206X	Icon	Square	Corner	Wood / Metal	Walnut / Brass	Lacquered Wood	Glossy Chalk White	55×55 H56
E03201X	Icon	Rectangular	Central	Wood / Metal	Smoked Oak / Brass	Wood	Smoked Oak	80×120 H39
E03202X	Icon	Rectangular	Central	Wood / Metal	Walnut / Brass	Wood	Walnut	80×120 H39
E03207X	Icon	Rectangular	Servetto	Wood / Metal	Smoked Oak / Brass	Wood	Smoked Oak	40×55 H51
E03208X	Icon	Rectangular	Servetto	Wood / Metal	Walnut / Brass	Wood	Walnut	40×55 H51
E03211X	Icon	Round	Servetto	Wood / Metal	Smoked Oak / Brass	Wood	Thermocooled Oak 2017	55×55 H56
T1630X7	Kendo	Square	Central	Wood / Metal	Smoked Oak / Brass	Wood	Smoked Oak / Brass	100×100 H26
T163MN3	Kendo	Rectangular	Central	Metal	Pewt	Wood	Walnut	90×160 H26
T163MR3	Kendo	Rectangular	Central	Metal	Brass	Wood	Smoked Oak	90×160 H26
T163MRS	Kendo	Rectangular	Servetto	Metal	Brass	Wood	Smoked Oak	38×53 H50
T140VM4	Labirinto	Square	Central	Glass	Bronze	Glass		100×100 H34
T140V04	Labirinto	Square	Central	Glass	Smoke	Glass		100×100 H34
T140VX4	Labirinto	Square	Central	Glass	Transparent	Glass		100×100 H34
T140VM0	Labirinto	Square	Corner	Glass	Bronze	Glass		60×60 H70
T140V00	Labirinto	Square	Corner	Glass	Smoke	Glass		60×60 H70
T140VM3	Labirinto	Rectangular	Central	Glass	Bronze	Glass		85×125 H34
T140V03	Labirinto	Rectangular	Central	Glass	Smoke	Glass		85×125 H34
T140VX3	Labirinto	Rectangular	Central	Glass	Transparent	Glass		85×125 H34
T058V00	Mercurio	Square	Corner	Glass	Smoke			60×60 H45
T058VH1	Mercurio	Square	Corner	Glass	Transparent			60×60 H45
T879001XNA	Patio	Square	Central	Glass / Metal	Transparent	Glass	Transparent	90×90 H26
E03001X	Saturday	Round	Central	Metal	Burnished Black	Wood	Smoked Oak	70×70 H35
E03003X	Saturday	Round	Corner	Metal	Burnished Black	Lacquered Wood	Anthracite Glossy	52×52 H45
E03004X	Saturday	Round	Corner	Metal	Burnished Black	Lacquered Wood	Glossy Chalk White	52×52 H45
E03006X	Saturday	Round	Servetto	Metal	Burnished Black	Resin	Concrete Steel Base	38×38 H40
E04302X	Skyline	Square	Central	Metal	Glossy Crome	Marble Calacatta		85×85 H22

Coffee Tables

Code	Name	Model	Function	Structure	Finish Structure	Top	Finish Top	Dimensions (cm)
E04301X	Skyline	Square	Central	Metal	Glossy Black Chrome	Black Granite		85×85 H22
E04304X	Skyline	Rectangular	Central	Metal	Cromo Glossy	Marble Calacatta		40×106 H40
E04303X	Skyline	Rectangular	Central	Metal	Glossy Black Chrome	Black Granite		40×106 H40
Q124001XNA	Splash	Multiform	Central	Metal	Violet	Marble	Marble Lilac	96×100 H35
Q124002XNA	Splash	Multiform	Servetto	Metal	Violet	Marble	Marble Lilac	96×100 H35
Q092003XNA	Square	Rectangular	Central with Wheels	Wood	Smoked Oak	Wood	Smoked Oak	120×76 H43
Q092004XNA	Square	Rectangular	Central with Wheels	Wood	Ash Wood Tobacco	Wood	Ash Wood Tobacco	120×76 H43
Q123002XNA	Tempio	Rectangular	Central	Wood	Smoked Oak	Wood	Smoked Oak	100×155 H34
Q123001XNA	Tempio	Rectangular	Central	Marble	White Travertine	Marble	White Travertine	100×155 H34
T13401X	Tempo	Square	Central	Metal	Anthracite	Wood	Smoked Oak	90×90 H38
T13403X	Tempo	Square	Central	Metal	Anthracite	Marble	Marble Lilac	90×90 H38
T134XX3	Tempo	Rectangular	Central	Metal	Anthracite	Marble	Glossy Calacatta Gold	70×148 H25
T134MX3	Tempo	Rectangular	Central	Metal	Anthracite	Marble	Glossy Calacatta Gold	73×118 H39
T134M05	Tempo	Rectangular	Central	Metal	Anthracite	Metal	Argentone	70×148 H25
T134M04	Tempo	Rectangular	Central	Metal	Anthracite	Metal	Argentone	73×118 H39
T134MM5	Tempo	Rectangular	Central	Metal	Anthracite	Glass	Satin Coffee	70×148 H25
T134MM7	Tempo	Rectangular	Central	Metal	Anthracite	Glass	Satin Coffee	73×118 H39
T134MXS	Tempo	Rectangular	Servetto	Metal	Anthracite	Metal	Argentone	46×56 H50
T845004XNA	Voyage	Round	Central	Metal	Gold	Marble	Stardust	100×100 H44
T845005XNA	Voyage	Round	Central	Metal	Gold	Glass	Gold Glass	100×100 H44



Dining Tables

The Natuzzi Italia dining room collections are the result of stylistic and functional research, experimentation with innovative and sustainable materials, respect for the relationship between tradition and local culture. The result are infinite harmonious combinations.

Q070

Adam dining

Designed by
Marcel Wanders



Discover Adam
on [natuzzi.com](https://www.natuzzi.com)



Adam dining table is characterized by natural colors and elements such as wood and new innovative stone finishings that are skillfully and elegantly mixed with the oldest craft history of Puglia. An offer that is the result of stylistic research involving shapes and materials.



Technical Informations

- Elliptical-shaped dining table available in two sizes.
- Made in FSC certified wood.
- In the wooden version, the frame has legs made of honey solid ash wood, with alternating running flame technique used to emphasize the grain and features of the wood. Central bar in honey solid ash wood.
- In the all-wood version, the top is provided in honey ash essence height 5 cm with beveled edge and tone-on-tone undertop.
- All versions are provided with a plate customized by the designer.

Versatile Beauty



Q070005XNA



Q070006XNA

Schematics

Elliptic Fixed



100cm x 200cm H 75cm
39,37" x 78,74" H 29,53"

100cm x 280cm H 75cm
39,37" x 110,24" H 29,53"

Rectangular Central



60cm x 120cm H 37cm
23,62" x 47,24" H 14,57"

T188

Campus dining

Designed by
Mauro Lipparini



Discover Campus
on [natuzzi.com](https://www.natuzzi.com)



Campus evokes an evergreen design but of rigorous contemporaneity. Valuable material and functional design for a timeless style. The table is enriched by the presence of natural excellent stones, marble or wood, responding to the individual needs of furniture becoming the undisputed protagonist of the living room.



Technical Informations

- Dining table with laser-cut steel plate foot, polished and nickel-plated in galvanic and champagne-coloured liquid painted.
- The metal base has details with inserts in solid tobacco-stained ash.
- Top available in various materials.

Versatile Beauty



T18801X



T18806X

Schematics

Rectangular Fixed



110cm x 210cm H 74cm
43,31" x 82,68" H 29,13"

110cm x 250cm H 74cm
43,31" x 98,43" H 29,13"

120cm x 300cm H 74cm
47,24" x 118,11" H 29,13"

Round Fixed



150cm x 150cm H 74cm
59,06" x 59,06" H 29,13"

T874

Gutta dining

Designed by
Massimo Iosa Ghini



Discover Gutta
on [natuzzi.com](https://www.natuzzi.com)



A timeless elegance distinguishes Gutta. The table is inspired by nature, so strong and dominant in the Apulian landscapes, volumes and lines shaped by a vital impulse, a branch that bends in search of the sun, an irregular body of water that reflects its surroundings.



Technical Informations

- Both versions, with round or ovoid top, have a light and refined solid walnut structure.
- The top is available in the precious versions in Calacatta Gold Marble or in walnut.
- Legs in solid American walnut, turned and connected to each other by metal plates attached to the underneath.
- Provided undertop in Medium Density Fiberboard with solid wood frame to ensure greater stability and resistance.
- Top available in Gold Calacatta marble with lost wax finish and water repellent paint.

Schematics

Elliptic Fixed

220cm x 117cm H 75cm
86,61" x 46,06" H 29,53"



Round Fixed

149cm x 135cm H 75cm
58,66" x 53,15" H 29,53"



Versatile Beauty



T874003XNA



T874002XNA



Monument dining

Q126

Designed by
Artisan for Natuzzi



A striking, elliptical-shaped table made entirely of solid wood by expert craftsmen. Monument table is at the same time a functional furniture piece and a bold sculpture that elevates any space with its simple yet striking presence.



Technical Informations

- Handcrafted from sustainably-sourced wood (European walnut wood).
- Wood can change color when exposed to sunlight. Being a natural material it can react to changing humidity.
- Due to its natural grain and colors, each piece is to be considered unique.
- Daily dust wipe prevents scratches.

Schematics

Elliptic Fixed



120cm x 280cm H 76cm
47,24" x 110,24" H 29,92"

Versatile Beauty



Q126001XNA



E013 /
T190

New Saturno dining

Designed by
Claudio Bellini



Discover New Saturno
on [natuzzi.com](https://www.natuzzi.com)



The clean, refined design of the Saturno table features a scratch-resistant acid-etched tempered glass top that makes the surface at once beautiful and practical.



Technical Informations

- Essential design meets Italian craftsmanship.
- The solid European oak structure and painted steel support frame make this table an ageless feature for any interior design.
- The scratch-resistant top is made of tempered glass, with acid-etched effect and silk-screened back.

Schematics

Rectangular Fixed



100cm x 200cm H 74cm
39,37" x 78,74" H 29,13"

Versatile Beauty



E013L00



E013LN0



T19001X



Q129

Nodo dining

Designed by
Andrea Lucatello



Contemporary design with a clever mix of materials, offered in a palette of exclusive finishes, a versatile and functional table capable of adapting to different environments and satisfying various consumer demands in line with the latest furniture trends.

Technical Informations

- Central base made of laser-cut curved sheet steel, polished and powder-coated Interpon with a smooth and matte textured gold finish.
- Pantograph-machined shaped top in Tobacco Ash finish wood with alternating running vein in low-gloss natural finish.
- Edge made with rounded shape.

Schematics

Elliptic Fixed



110cm x 240cm H 74cm
43,31" x 94,49" H 29,13"

Versatile Beauty



Q129001XNA



T848

Ombra dining

Designed by
Claudio Bellini



Discover Ombra
on [natuzzi.com](https://www.natuzzi.com)



A fluid and elegant sculpture, with a refined design. It has an asymmetrical supporting leg and metal base that simulates the reflection of its upper shadow. It completely reveals the nature of what it represents: “a welcoming reception table that apparently levitates above a solid inorganic base.”



Technical Informations

- Table with thick pewter painted steel base (8mm) to guarantee greater stability.
- Asymmetrical leg is painted and varnished curved wood with decorative Bio-Malta.
- Top in MDF (Medium Density Fiberboard) shaped and veneered in Tobacco Ash wood with a special processing technique with membrane pressing.
- Wood is a natural raw material. It presents therefore differences in color and structure. Over time it may be subject to color variations.

Schematics



95cm x 200cm H 75cm
37,4" x 78,74" H 29,53"

120cm x 240cm H 75cm
47,24" x 94,49" H 29,53"

Versatile Beauty



T848001XNA



T848002XNA



E024 /
T172

Phantom dining

Designed by
Mauro Lipparini



Discover Phantom
on [natuzzi.com](https://www.natuzzi.com)



The utmost characteristic of this table is the surprising relationship between strength of wood and lightness of the glass base that together create contrast through opacity and transparency. An eye catching piece of furniture in your dining room for a contemporary look and feel.



Technical Informations

- Base of the table is constructed by using two thick sheets of extra-clear glass held together by a cross carrier solid wood essence veneer.
- Top is in honeycomb brushed open-pore walnut veneer with solid wood edges.
- Wood is a natural raw material. It presents therefore differences in color and structure. Over time it may be subject to color variations.

Schematics



95cm x 200cm H 74cm
37,4" x 78,74" H 29,13"

105cm x 260cm H 74cm
41,34" x 102,36" H 29,13"

Versatile Beauty



T17204X




Q125

Uragano dining


Designed by
Natuzzi Design Center



Discover Uragano
on [natuzzi.com](https://www.natuzzi.com)



A dining table that pays homage to the beauty and natural richness of the Apulian territory. The large oval-shaped glass plate is supported by a majestic olive wood base, which seems to develop in space like the trunk of a centuries-old olive tree that starts from the earth and its strong roots and grows upward to benefit from the sun and breeze that give color to Puglia.



Technical Informations

- Sculptural table with base made of stratified solid olive wood slats and worked with special pantograph technology.
- The base finished and hand polished with a natural oil finish.
- Glass top of about 3 meters in extra-clear finish, 15 mm thick bevelled edge.
- Special Lead Time to consider—due to the supply of the raw material, to the drying time of the wood and to the handcraft processing of the product.

Versatile Beauty



Q125001XNA

Schematics



120cm x 290cm H 75cm
47,24" x 114,17" H 29,53"

T845

Voyage dining

Designed by
Nika Zupanc



Discover Voyage
on [natuzzi.com](https://www.natuzzi.com)



Available in an oval or round shape, it is an iconic table with sinuous and elegant shapes characterized by a mixture of natural and industrial materials, which come together in a unique refined design. An object with a strong identity.



Technical Informations

- Monolithic steel base combined with precious tops in different materials.
- Base polished and Interpon powder coated with a gold-colored finish that has a matte satin texture.
- Edge of the top is finished with a curved bevel. This material has an extraordinary resistance to abrasion and has a chromatic homogeneity.

Versatile Beauty



T845001XNA



T845003XNA

Schematics

Elliptic Fixed



110cm x 220cm H 75cm
43,31" x 86,61" H 29,53"

Multiform Central



67cm x 53cm H 41cm
26,38" x 20,87" H 16,14"

Round Fixed



138cm x 138cm H 75cm
54,33" x 54,33" H 29,53"





Chairs

In the realm of modern living, chairs are not merely pieces of furniture; they are statements of style, reflections of personality and embodiments of beauty. At Natuzzi Italia, we redefine the art of seating, crafting chairs that seamlessly blend exquisite design with unparalleled comfort.

CH01

Ambra

Designed by
Natuzzi Design Center



Ambra's visual softness and comfort are a constant invitation to sit down. The leather finish in particular emphasises Natuzzi's artisan spirit and love of high-quality raw materials and processes.



Discover Ambra
on [natuzzi.com](https://www.natuzzi.com)

Schematics

Without Arms



55cm x 63cm H 85cm
21,65" x 24,8" H 33,46"

With Arms



67cm x 63cm H 85cm
26,38" x 24,8" H 33,46"


Technical Informations

- Configurable chairs are available only with leather cat. 15 Le Mans and fabric cat. 88 Softech.

Versatile Beauty

Available in leather and fabric.
Choose from over 10 colors.
Page 354 for details of enabled upholstery.

Key Features

 **Customizable Details**
Armrest Choices

 **High Visual Comfort**

CH24

Beat

Designed by
Massimo Iosa Ghini



An armchair designed for the dining area, with its enveloping lines and comfortable look. Fully padded, and available with leather or fabric covering, the project is designed to offer maximum comfort for both large and small environments.



Discover Beat
on [natuzzi.com](https://www.natuzzi.com)

Schematics

With Arms



H
H
65cm x 64cm H 88cm
25,59" x 25,2" H 34,65"


Technical Informations

- Internal metal structure worked with high-density molded polyurethane foam.
- Seat and back are fully padded and covered in leather and fabric.
- For the categories of leather and fabric activated for this chair, all the colors are available.

Versatile Beauty

Available in leather and fabric.
Choose from over 40 colors.
Page 354 for details of enabled upholstery.

Key Features

 **High Visual Comfort**

CH22

Edgar

Designed by
Claudio Bellini



A chair characterized by soft and rounded lines and a tall backrest that guarantees high-quality comfort. A modern and slender project that meets the modern needs of versatility.



Discover Edgar
on [natuzzi.com](https://www.natuzzi.com)

Schematics

Without Arms



52cm x 62cm H 89cm
20,47" x 24,41" H 35,04"

With Arms



60cm x 62cm H 89cm
23,62" x 24,41" H 35,04"



Technical Informations

- Dining chair with internal structure in curved metal tubular of variable thickness, fully padded and molded with medium density polyurethane.
- Seat in padded and fully upholstered plywood.
- Available in version with or without arm.
- All the colors in the Natuzzi leather and fabric sample are available.

Versatile Beauty

Available in leather and fabric.
Choose from over 40 colors.
Page 354 for details of enabled upholstery.

Key Features

-  **Compact Size**
-  **Customizable Details**
Armrest Choices

C014

Frida

Designed by
Mauro Lipparini



Frida is a lightweight dining chair with an angular accent backrest and borders outlined by a subtle contrast along its sinuous lines which strengthens its body language.



Discover Frida
on [natuzzi.com](https://www.natuzzi.com)

Schematics

Without Arms



53cm x 57cm H 88cm
20,87" x 22,44" H 34,65"

Technical Informations

- Fully upholstered in fabric, leather and rawhide.
Rawhide in two different categories:
Basic: 100% cow hide; 1,8/2,0 mm thick with linear grain; chrome tanned. Special: 100% full grain cow hide; 2,8/3 mm thick; aniline vegetable tanned leather at a superior price in two different colors Dark Brown and Tan.

CH10

Mama

Designed by
Natuzzi Design Center



Contemporary dining chair, inspired by the silhouette of a petal. With its oversize proportions with soft and rounded lines, Mama chair suggests immediate idea of comfort and hospitality.



Discover Mama
on [natuzzi.com](https://www.natuzzi.com)

Schematics

With Arms



71cm x 64cm H 93cm
27,95" x 25,2" H 36,61"


Technical Informations

- Chair in wood and steel structure, modelled with polyurethane and completely upholstered in leather and fabric.
- With swivelling wheels.
- The backrest internally is built with flexible steel inserts for a better comfort performance.
- In leather, it is available in Le Mans and Siena.
- In fabric, the chair is available in Rizzoli and Laguna enhanced by a leather piping in article Le Mans.

Versatile Beauty

Available in leather and fabric.
Choose from over 30 colors.
Page 354 for details of enabled upholstery.

Key Features

 **Head and Neck Support**

CH25

Nanà

Designed by
Patrick Norguet



The essential charm of the Nanà chair arises from how the elegant seat allows you to maintain aesthetic continuity in the spaces, responding to multiple uses.



Discover Nanà
on [natuzzi.com](https://www.natuzzi.com)

Schematics



65cm x 55cm H 82cm
25,59" x 21,65" H 32,28"



62cm x 53cm H 82cm
24,41" x 20,87" H 32,28"



62cm x 55cm H 82cm
24,41" x 21,65" H 32,28"




Technical Informations

- Single body in rigid black or white fire-retardant shell that can be fully padded or not.
- Chair shell is a high-density structural technopolymer, finished with polyurethane paints with a soft touch effect.
- The project includes 4 different types of bases.
- The seat cushion padding is in medium density polyurethane.
- There is the possibility to select internal upholstery for seat and back.

Versatile Beauty

Available in leather.
Choose from over 10 colors.
Page 354 for details of enabled upholstery.

Versatile Beauty

-  **Swivel Base**
-  **Compact Size**
-  **Customizable Details**
Feet Choices

CH26

Naru

Designed by
Artisan for Natuzzi



Functionality, comfort
and contemporary seating
combining cabinet-making
tradition with technology.



Schematics

With Arms



59cm x 52cm H 77cm
23,23" x 20,47" H 30,31"

Technical Informations

- Chair made of precious solid European walnut wood.
- Seat upholstered in our beautiful Stromboli leather.

Versatile Beauty

Available in leather Stromboli 30IW.

CH27

Neva

Designed by
Artisan for Natuzzi



Elegance, cleanliness
and simplicity are the elements
that characterize the new
Neva Chair.



Schematics

Without Arms



54cm x 54cm H 79cm
21,26" x 21,26" H 31,1"

Technical Informations

- Chair made of precious solid European walnut wood.
- Seat upholstered in our beautiful Stromboli leather.

Versatile Beauty

Available in leather Stromboli 30IW.

CH06

Pi Greco

Designed by
Manzoni & Tapinassi



Pi Greco is the chair for which comfort is a mathematical constant. Fully upholstered in leather or fabric, this chair features a durable metal frame for the legs and backrest and unique padded seats.



Discover Pi Greco
on [natuzzi.com](https://www.natuzzi.com)

Schematics

Without Arms -----



55cm x 55cm H 82cm
21,65" x 21,65" H 32,28"

Technical Informations

- Fully upholstered in leather or fabric.
- Anti-scratch and anti-slip rubber feet for the protection of floor surfaces.
- High aesthetic value, with details like stitching around the tone-on-tone edges.
- Available only with leather Le Mans and fabric Softech.

Versatile Beauty

Available in leather and fabric.
Choose from over 10 colors.
Page 354 for details of enabled upholstery.

Key Features

 **Compact Size**

CH02

Rose

Designed by
Natuzzi Design Center



Rose is the new living room chair with an enveloping design that evokes floral forms. The structure, which is entirely covered with fine Natuzzi materials, turns a romantic concept into a distinctly modern concept.



Discover Rose
on [natuzzi.com](https://www.natuzzi.com)

Schematics

With Arms



62cm x 62cm H 80cm
24,41" x 24,41" H 31,5"

Technical Informations

- Available only with leather Le Mans and fabric Softech.

Versatile Beauty

Available in leather and fabric.
Choose from over 20 colors.
Page 354 for details of enabled upholstery.

CH05

Sigma

Designed by
Natuzzi Design Center



Sigma is a square shaped chair with a contemporary impact. A pleasing addition to any convivial occasion.



Discover Sigma
on [natuzzi.com](https://www.natuzzi.com)

Schematics

Without Arms



48cm x 57cm H 82cm
18,9" x 22,44" H 32,28"


Technical Informations

- Features a metal frame padded on the backrest and seat.
- It can be upholstered in saddle leather, leather or fabric, and has distinctive stitching along the tone-on-tone finished edges.
- Available only with leather Le Mans and fabric Softech.

Versatile Beauty

Available in leather and fabric. Choose from over 20 colors. Page 354 for details of enabled upholstery.

Key Features

 **Compact Size**

CHI2

Sovrana

Designed by
Claudio Bellini



Visual softness and comfort make of Sovrana a continuous invitation to sit down. The chair is ideal to welcome the relax, in harmony with a project that consider a solid structure.



Discover Sovrana
on [natuzzi.com](https://www.natuzzi.com)

Schematics

Without Arms



48cm x 60cm H 94cm
18,9" x 23,62" H 37,01"

With Arms



62cm x 60cm H 94cm
24,41" x 23,62" H 37,01"


Technical Informations


- Walnut or oak solid wood base.
- Seat and back made with the structure in metal tubing and cold foamed with high quality polyurethane to be more comfortable.


Versatile Beauty

Available in leather. Choose from over 10 colors. Page 354 for details of enabled upholstery.

Key Features

 **Head and Neck Support**

 **Compact Size**

 **Customizable Details**
Armrest Choices
Feet Choices

CH19

Valle

Designed by
Mauro Lipparini



An evergreen yet rigorously contemporary design. With its distinctive personal marks and its armrests, the chair Valle is the typical “dinner chair”, available also in the versions with high backrest and cockpit.



Discover Valle
on [natuzzi.com](https://www.natuzzi.com)

Schematics

With Arms



61cm x 61cm H 79cm
24,02" x 24,02" H 31,1"

61cm x 61cm H 85cm
24,02" x 24,02" H 33,46"



Technical Informations

- Dining chair available with swivel armchair version and swivel armchair version with high back.
- With solid ash foot brushed and dyed in tobacco finish. Stainless steel champagne painted inserts. It is also available with its structure made out of solid walnut.
- Swivel mechanism with free rotation.
- The back has details in curved plywood veneered with tobacco stained ash wood.
- Seat in plywood completely padded with polyurethane and covered in leather and fabric.

Versatile Beauty

Available in leather and fabric.
Choose from over 30 colors.
Page 354 for details of enabled upholstery.

Key Features

-  Swivel Base
-  Customizable Details
Feet Choices

CH04

Vesta

Designed by
Claudio Bellini



Featuring a solid ash wood frame, the Vesta chair combines simplicity and elegance. The seat and backrest provide superior comfort, the sponging technique used for this finish gives the legs of chair a distinctive aesthetic character.



Discover Vesta
on [natuzzi.com](https://www.natuzzi.com)

Schematics

Without Arms



48cm x 60cm H 89cm
18,9" x 23,62" H 35,04"


Technical Informations

- Configurable chairs are available only with leather cat. 15 Le Mans and fabric cat. 99 Laguna.

Versatile Beauty

Available in leather and fabric.
Choose from over 20 colors.
Page 354 for details of enabled upholstery.

Key Features

-  Customizable Details
Feet Choices

CH21

Voyage

Designed by
Nina Zupanc



An armchair with sinuous and elegant lines that integrates harmoniously into any environment. It is inspired by the elegant salons of trans-oceanic retro ships that evoke romance and distant travel.



Discover Voyage
on [natuzzi.com](https://www.natuzzi.com)

Schematics

With Arms



64cm x 53cm H 71cm
25,2" x 20,87" H 27,95"



Technical Informations

- Central steel base with swivel function.
- The base is tapered steel that is polished and Interpon powder coated with a matte, gold-colored satin finish.
- Backrest, comfortable rigid back, is made of cold-foamed polyurethane steel that is fully padded and covered in leather or fabric.
- Seat, made with padded cushion in medium density polyurethane and completely covered in leather or fabric.
- The chair is available with San Babila and leather Le Mans and Stromboli.

Versatile Beauty

Available in leather and fabric.
Choose from over 30 colors.
Page 354 for details of enabled upholstery.

Key Features

-  Swivel Base
-  Compact Size



Sideboards

Sideboards from Natuzzi Italia are the perfect pieces of furniture to add an extra touch of personality to the room, without forgetting the functionality they bring, vital features for any self-respecting sideboard. The most elegant solution to complete both day or night area.

W011

Campus

Designed by
Mauro Lipparini



The graphic linearity of the sideboard's doors is combined with the roundness of the container volume with rounded edges, as well as with the slender legs, creating an elegant mélange of solid wood contrasting with the metal in high thickness.



Discover Campus
on [natuzzi.com](https://www.natuzzi.com)

Schematics

Tv Holder Unit



42cm x 200cm H 60cm
16,54" x 78,74" H 23,62"

Sideboard with Doors



220cm x 54cm H 72cm
86,61" x 21,26" H 28,35"

Technical Informations

- Laser-cut, polished and nickel-plated steel base in galvanic and champagne-coloured liquid painted.
- The metal base has details with inserts in solid tobacco finishing ash wood.
- Frame in MDF veneered elm finished tobacco.
- Removable drawers in elm veneered plywood with optional internal parts.
- Side doors with frame and details in solid wood strips of tobacco finishing ash wood.
- Interior shelves in tempered bronze glass.

E027

Filrouge

Designed by
Mauro Lipparini



A collection that stands out for a mix of matching elegant and sophisticated materials in which marble, wood and metal surfaces are combined.



Discover Filrouge
on [natuzzi.com](https://www.natuzzi.com)

Schematics

Sideboard



50cm x 180cm H 61cm
19,69" x 70,87" H 24,02"

50cm x 200cm H 75cm
19,69" x 78,74" H 29,53"

Technical Informations

- Metal tubular structure with a liquid varnish coat and a burnished finish. 6 mm mesh of drawn metal rods with Tig welding.
- Surfaces, shelves and side panels in sliced oak or walnut combined with surfaces in smoothed, brushed Volakas marble.

W003

Fortuna

Designed by
Claudio Bellini



The Fortuna sideboard is characterized by a linear, timeless look. A great design element, it is able to blend with both modern and more traditional furniture.



Discover Fortuna
on [natuzzi.com](https://www.natuzzi.com)

Schematics

Sideboard



220cm x 50cm H 72cm
86,61" x 19,69" H 28,35"

Technical Informations

- Weight bearing structural frame and legs in solid European oak, with felt pads.
- Lateral panels, body and drawer faces in chipboard with external grey European oak veneer, lacquered internally in opaque grey or smoked oak, lacquered internally in coffee.
- Rag applied finish using 10 gloss protective opaque acrylic paint.
- Dampened drawer closing.
- Tempered glass top with scratch-resistant acid etched effect.

W015

Ido

Designed by
Mauro Lipparini



Horizontal, cubic and essential elements combine to create a system with different stories. The Ido chest is built on slim, lightweight metal legs. The structure thus has a fluctuating effect and easily combines with different environments.



Schematics

Sideboard with Doors



150cm x 37cm H 65cm
59,06" x 14,57" H 25,59"

Technical Informations

- An ideal complement for living areas and bedrooms, providing high-quality aesthetic solutions.

T163

Kendo

Designed by
Manzoni & Tapinassi



Kendo sideboard completes the dining area, enriching the project with elements of high-skilled cabinet craftsmanship, synonymous with Italian craftsmanship excellence.



Discover Kendo
on [natuzzi.com](https://www.natuzzi.com)

Schematics

Sideboard



50cm x 198cm H 80cm
19,69" x 77,95" H 31,5"

Technical Informations

- Base and details in laser-cut sheet metal, curved, polished and painted in various finishes.
- Storage elements and tops with details in solid walnut or oak and panels in MDF.
- Door in MDF with wing-type opening and handle with milled edges.
- The interior of the sideboard is entirely in wood.
- Internal shelves are available in extra-light tempered glass with polished ground edges.

T172

Phantom

Designed by
Mauro Lipparini



The Phantom series has been enriched with new articles: horizontal sideboard, horizontal low sideboard and a vertical glass cabinet. Important pieces which complete the offer for the day and living area.



Discover Phantom
on [natuzzi.com](https://www.natuzzi.com)

Schematics

Sideboard



53cm x 200cm H 73cm
20,87" x 78,74" H 28,74"

53cm x 200cm H 88cm
20,87" x 78,74" H 34,65"

Showcase



53cm x 90cm H 130cm
20,87" x 35,43" H 51,18"

Technical Informations

- Cabinet structure in veneered MDF with edges in smoked oak.
- Shaped door with wing-type opening with a decorative painted metal handle and soft-closing hinge.
- Drawers with a push-pull opening mechanism.
- Sideboards and glass cases are provided with internal shelves in extra-clear transparent tempered glass with polished ground edges.
- The sideboard bases and the structural foot of the desk are completely in high-thickness extra-light tempered glass.



Consoles and Desks

Simple countertops, designer desks
or cutting-edge tables?
Natuzzi Italia's Consoles and Desks
are all this and more.

G001

Filrouge

Designed by
Mauro Lipparini



A variety of surfaces and materials to decorate both a living area and an office - but only one Fil Rouge that always leads back to balance and harmony.



Discover Filrouge
on [natuzzi.com](https://www.natuzzi.com)

Schematics

Rectangular Desk



43cm x 130cm H 73cm
16,93" x 51,18" H 28,74"

Technical Informations

- Metal tubular structure with a liquid varnish coat and a burnished finish. 6 mm mesh of drawn metal rods with Tig welding.
- Surfaces, shelves and side panels in sliced oak or walnut combined with surfaces in smoothed, brushed Volakas marble.
- Drawer with a drop-down door and decorative metal handles.

G875

Inu

Designed by
Patrick Norguet



Leading actor of the home office area is the Inu table-desk: a large worktop with definitely comfortable dimensions. Versatility is the word that best sums up this new project.



Discover Inu
on [natuzzi.com](https://www.natuzzi.com)

Schematics

Rectangular Extensible Console



180cm x 98cm H 72cm
70,87" x 38,58" H 28,35"

Technical Informations

- Table made with a large worktop in FENIX - a very innovative material with high performance
- Rectangular and extensible office desk of generous dimensions made up of two legs in natural-stained or black-turned solid ashwood.
- Legs in turned wood and milled inside to house the passage of cables.

E007

Omega

Designed by
Manzoni & Tapinassi



Omega collection suits all environments with its perfect combination of beauty and great functionality.



Discover Omega
on [natuzzi.com](https://www.natuzzi.com)

Schematics

Rectangular Desk



52cm x 133cm H 76cm
20,47" x 52,36" H 29,92"

Rectangular Desk Drawer



34cm x 38cm H 8cm
13,39" x 14,96" H 3,15"

Technical Informations

- Metal structure with top in various finishes including the precious gold Calacatta marble.
- Drawer can be available in different optional lacquers.

T172

Phantom

Designed by
Mauro Lipparini



The design of the desk centres on the use of different materials and finishes, such as the juxtaposition of wood and glass.



Discover Phantom
on [natuzzi.com](https://www.natuzzi.com)

Schematics

Rectangular Desk



60cm x 180cm H 73cm
23,62" x 70,87" H 28,74"

Technical Informations

- The structural foot of the desk comes completely in full-thickness extralight tempered glass.
- The drawers have a push-pull opening mechanism with an elegant front panel in curved wood.



Beds

For the most intimate and personal of spaces, Natuzzi Italia has developed a collection of beds, that perfectly encapsulate its expertise and vision. A space that combines the real with the ideal, a collection of dreams that inhabit reality.

L023

Briq bed

Designed by
Claudio Bellini



Discover Briq
on [natuzzi.com](https://www.natuzzi.com)



Briq is designed to meet any space requirements. It scores high on versatility and functionality.



Technical Informations

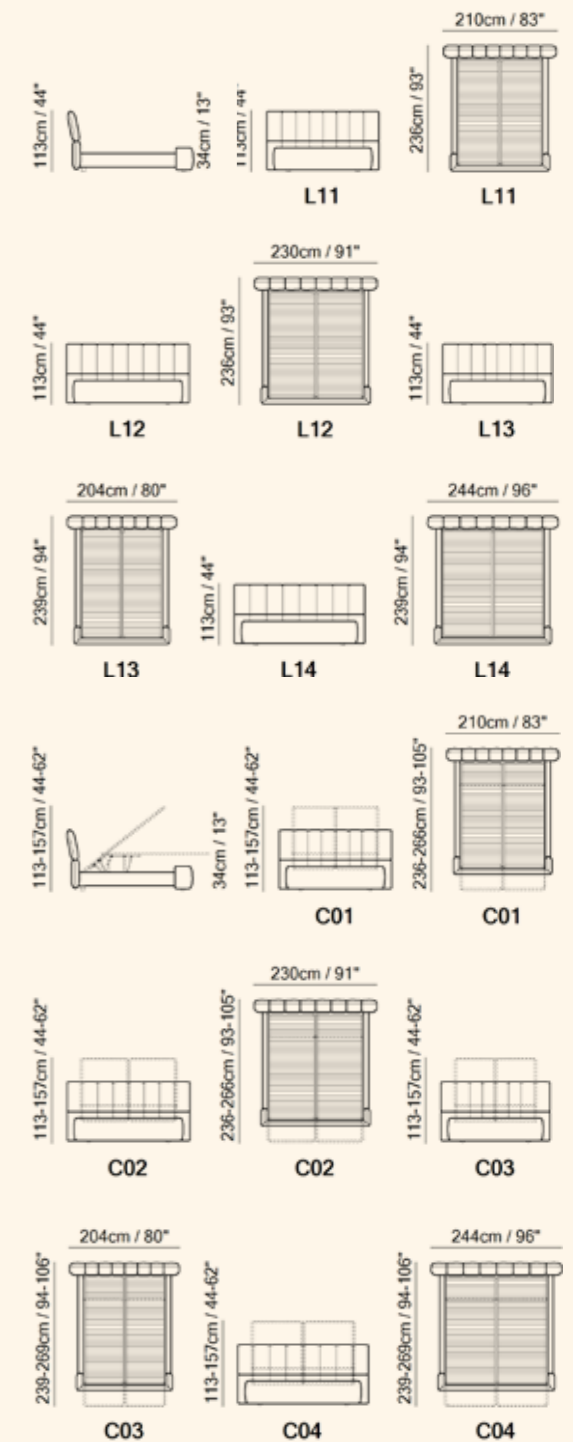
- Available in four different sizes with leather or fabric coverings.
- Storage unit with two opening positions so you can easily access all parts of the bed. (Vers C01-C02-C03-C04).
- The storage position (height 70 cm from the ground) has the ability to stabilize to a higher horizontal position, which allows the user to make the bed up in a more comfortable position without bending, accessing easily the storage near the headboard.
- Leather handle to easily open and close the storage.
- Hidden metal feet.
- Orthopedic solid beech wood slats that offers the right support during sleep.

Versatile Beauty



C12

Schematics



L021

Cala bed

Designed by
Claudio Bellini



Discover Cala
on [natuzzi.com](https://www.natuzzi.com)



With its exquisitely elegant design featuring a plush headboard and tailored details on the back and front, Cala can proudly occupy the center of the room.



Technical Informations

- Available in leather and fabric.
- The bed is completed with a bench available in the same coverings enabled for the bed. (Vers. 539).
- Available in 4 sizes to satisfy all needs of space and in a wide range of leathers and Natuzzi Italia fabrics, also in combinations.
- Internal wooden frame.
- Front metal feet are positioned differently from rear giving the bed a unique elegant visual impact.
- Orthopedic solid beech wood Slats that offers the right support during sleep.
- Optional secret box. The C11-C12-C13-C14 versions have a convenient secret box under the frame with a sliding drawer that allows you to store items or bed linen.
- Feet available in metal black chrome finish.

Versatile Beauty

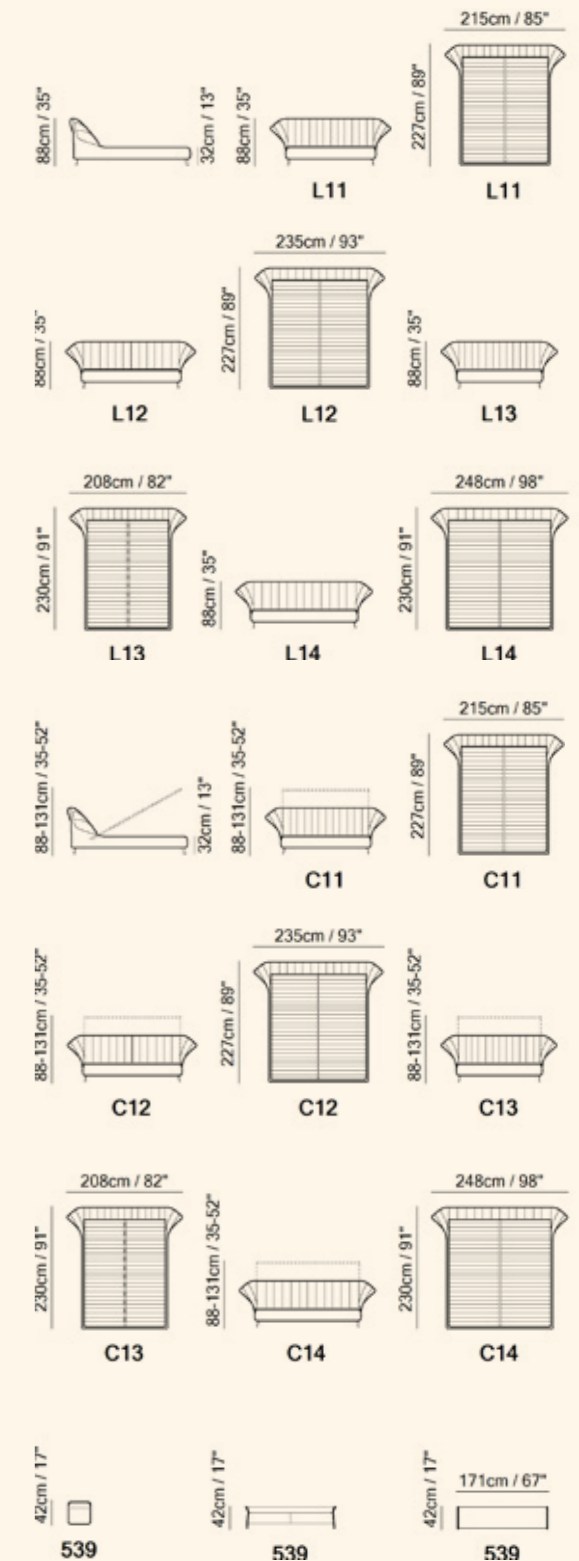


C12



Vers. 539

Schematics



LR25
L025

Campus bed

Designed by
Mauro Lipparini



Discover Campus
on [natuzzi.com](https://www.natuzzi.com)



Campus bed draws its aesthetic origins from the extraordinary craftsmanship of its broad weaves made of leather straps woven orthogonally in a modulated rhythm: a confirmation of Natuzzi Italia's high quality craftsmanship and attention to sartorial detail.



Technical Informations

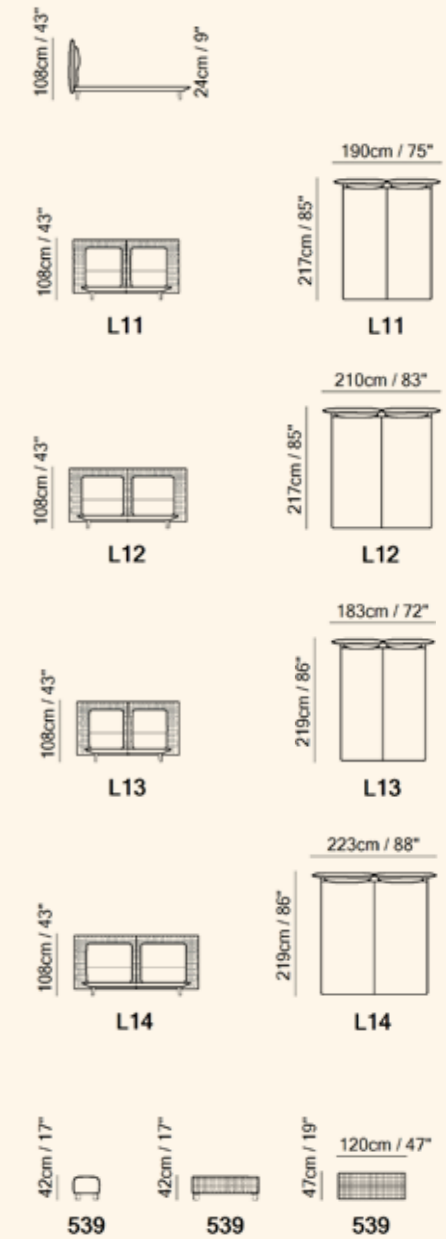
- The headboard is also covered on the back to allow the positioning of the bed even in the middle of the room.
- Available in 4 sizes.
- Powder coated feet available in Champagne or matt black.
- LR25 without weave and available in leather or fabric (single cover) L025 available with Gargano woven leather to order as second cover. The first cover is associated with cushions that can be upholstered in leather or fabric. These cushions are removable.

Versatile Beauty



L12

Schematics



L014

Diamante bed

Designed by
Manzoni & Tapinassi



Discover Diamante
on [natuzzi.com](https://www.natuzzi.com)



A bed like a treasure chest in the bedroom area. Its comfortable and curvaceous headboard, artisanal topstitching on the leather covering, premium materials and exquisite haute-design detailing emanate an air of preciousness.



Technical Informations

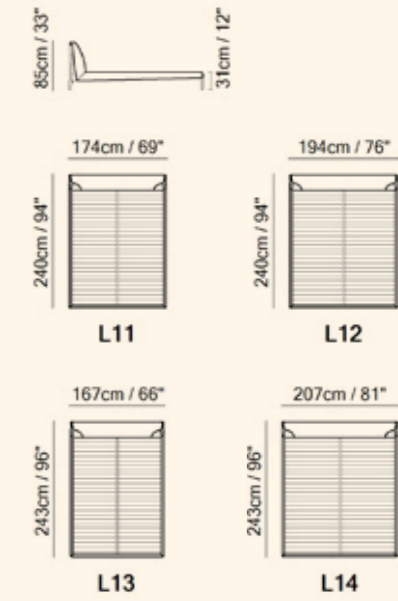
- Available in leather and fabric.
- Glossy moka lacquered metal feet.
- Orthopedic solid beech wood slats that offers the right support during sleep.

Versatile Beauty



L01

Schematics



L016

Dolcevita bed

Designed by
Manzoni & Tapinassi



Discover Dolcevita
on [natuzzi.com](https://www.natuzzi.com)



A glamorous vintage vibe and a supreme comfortable design beckons you to sink in and succumb to self-indulgence. This is a bed for a Natuzzi Italia night filled with Italian dreams.



Technical Informations

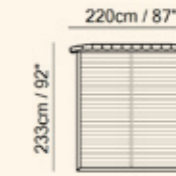
- Its large and lavishly elegant padded headboard brings to the fore the exquisiteness of the hand-tufting.
- Anthracite metal feet.
- Available in 4 sizes.

Versatile Beauty

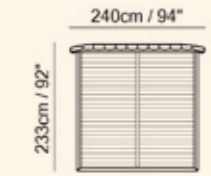


L01

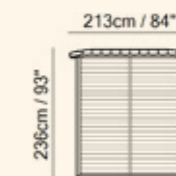
Schematics



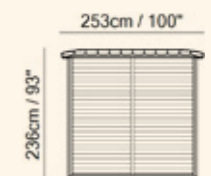
L11



L12



L13



L14



L024

Ema bed

Designed by
Patrick Norguet



Discover Ema
on [natuzzi.com](https://www.natuzzi.com)



A bed that rewrites the rules of domestic life, the essential feature of a sleeping area where the most conventional forms of visual comfort meet the demands of contemporary living.



Technical Informations

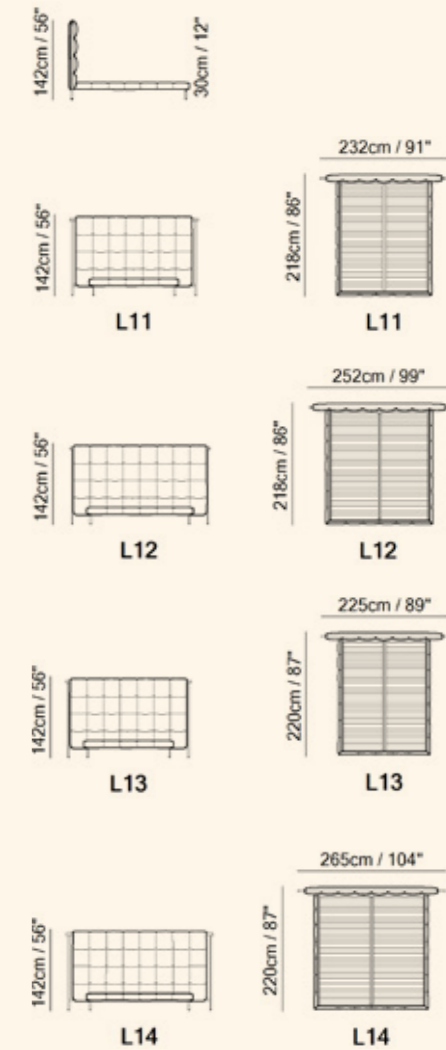
- Available in leather and fabric.
- The headboard is fully upholstered on the back.
- Powder coated cocoa finishes, frame and feet.

Versatile Beauty



L12

Schematics



LO17

Fenice bed

Designed by
Bernhardt & Vella



Discover Fenice
on [natuzzi.com](https://www.natuzzi.com)



This bed stands out thanks to its embracing headboard, with its characteristic large, soft pillows and the geometric detail of the join between the headboard and the frame.

Technical Informations

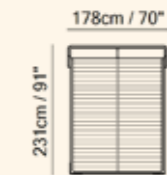
- The gentle tilt of the headboard offers a comfortable reading position.
- The metal pawter feet inserted into the structure enhance its design.
- Bed available in leather and fabric.
- Bed available with optional storage compartment.
- The headboard is completely upholstered and finished. It is filled with foam and feather. The two cushions on the headboard are zipped to the frame.
- The Storage uses in a smart way the space available under the mattress frame. The open and close of the storage is eased by the gas piston mechanism. Steel frame painted with epoxy powders with great resistance to chemical agents. Resistant against corrosion and shock.
- The storage position (height 70 cm from the round) has the ability to stabilize to a higher horizontal position, which allows the user to make the bed up in a more comfortable position without bending, accessing easily the storage near the headboard.
- Leather handle to easily open and close the storage.
- Orthopedic wooden slats that offers the right support during sleep.

Versatile Beauty

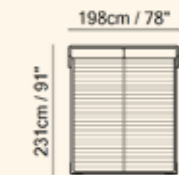


C02

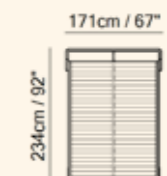
Schematics



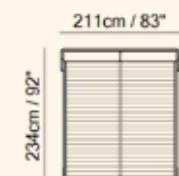
C01/L11



C02/L12



C03/L13



C04/L14



L026

Pincha bed

Designed by
Natuzzi Design Center



A simple and elegant design that suits any lifestyle and decor.

The headboard is also upholstered in the back allowing the bed to be placed even in the center of the room.



Technical Informations

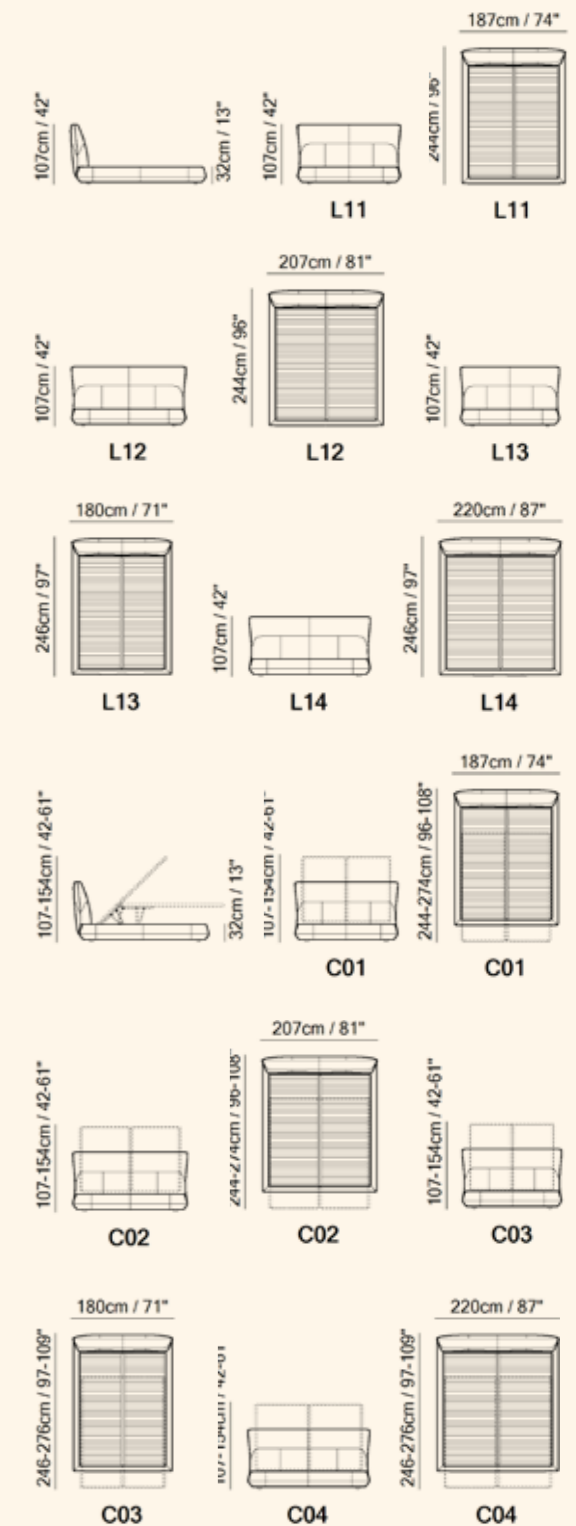
- Available in 4 sizes.
- The storage position (height 70 cm from the ground) has the ability to stabilize to a higher horizontal position, which allows the user to make the bed up in a more comfortable position without bending, accessing easily the storage near the headboard.
- Anti-scratch and non-slip hidden feet.
- Headboard fully upholstered also on the back.
- The storage utilize in a smart way the space available under the mattress frame. The open and close of the storage is facilitate by the gas piston mechanism. Steel frame painted with epoxy powders with great resistance to chemical agents. Resistant against corrosion and shock.
- Leather handle to easily open and close the storage.

Versatile Beauty



L11

Schematics



L011

Piuma bed

Designed by
Claudio Bellini



Discover Piuma
on [natuzzi.com](https://www.natuzzi.com)



Sumptuously soft and airy in appearance, Piuma is lifted from the ground by its open base almost as if it were floating. Suggestive of two pillows joined in the middle, the headboard offers high comfort levels.



Technical Informations

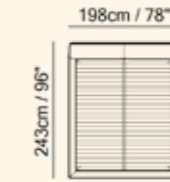
- Featuring a unique contrast welt in fabric, this masterpiece of design allows for customization, where leather always stands in striking contrast and fabric can be ordered tone on tone.
- Orthopedic solid beech wood slats that offers the right support during sleep.
- Second covering for Piuma is always Rizzoli, Venus or Laguna both when ordered all in fabric or in mix categories.
- Pillow shaped headboard, fully upholstered front and back. Two headboard heights available (94cm or 114cm high).
- Sleek metal black matte and open base.

Versatile Beauty

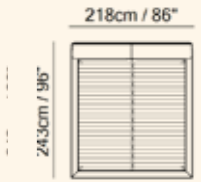


L12

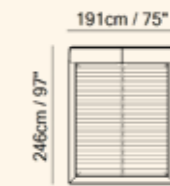
Schematics



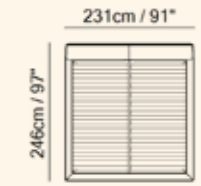
L11



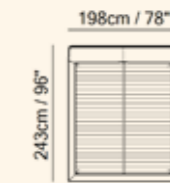
L12



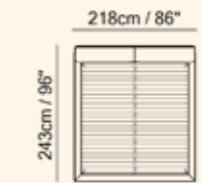
L13



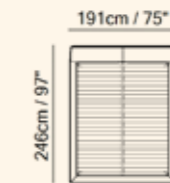
L14



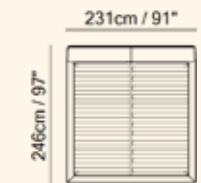
L21



L22



L23



L24

L020

Venere bed

Designed by
Bernhardt & Vella



Discover Venere
on [natuzzi.com](https://www.natuzzi.com)



In tribute to Venus, the goddess of beauty, this is a bed that symbolises feminine sensuality. You can slide down and drop off into restful beauty sleep.



Technical Informations

- The ergonomic tilted position of the headboard softly padded with premium polyurethane offers a really comfortable reading position.
- Available in leather, fabric and mix.
- Leather/fabric mix categories are based on the starting price category of leather combined with fabric.
- Orthopedic solid beech wood slats that offers the right support during sleep.

Versatile Beauty

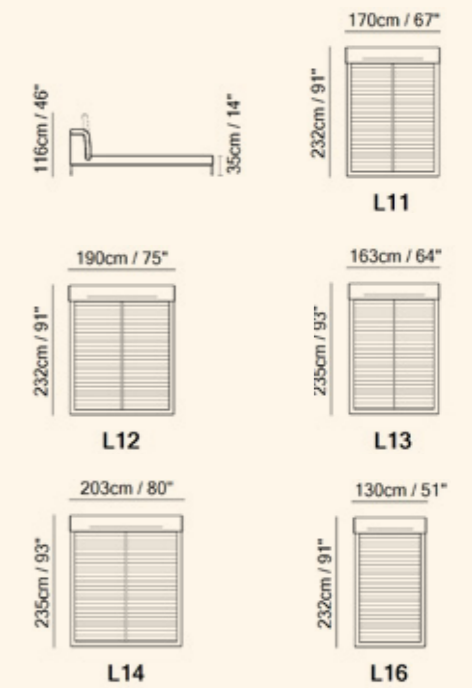


L12



L16 (Mix Leather and Fabric)

Schematics





Bedside Tables and Chest of Drawers

In today's dynamic world, modern furnishings must encapsulate the essence of style, comfort and innovation. At Natuzzi Italia, we redefine the standards of modern living, crafting furnishings that seamlessly blend form and function to elevate any space to new heights of refinement.

B014

Cala

Designed by
Claudio Bellini



A complete and versatile night storage system, ideal for creating a harmonious sleeping area. Richness of used materials, great craftsmanship and tailoring details make each container as a precious object.



Schematics

Chest of Drawers



201cm x 54cm H 72cm
79,13" x 21,26" H 28,35"

Rectangular Bedside Table



57cm x 49cm H 43cm
22,44" x 19,29" H 16,93"

Technical Informations

- Front of the drawers and the sides of each items are completely covered in leather, with tone on tone stitchings, a refined decorative effect.
- Chest of drawers and night stands with MDF veneered top in smoked oak or walnut.
- Drawers with partial extraction equipped with push/pull opening mechanism and soft closing. Internal parts completely veneered in tone with the outside.
- Accessory shelf in tempered glass with glossy effect in various predefined combinations.
- Chest of drawers and nightstands are equipped with height adjustable feet.

N744

Campus

Designed by
Mauro Lipparini



Campus collection reinterprets the evergreen and contemporary design of the bedroom area. It combines furnishings and bed creating a new interior proposal with chest of drawer, dressers and functional bedside tables.



Schematics

Bedside Table



41cm x 70cm H 45cm
16,14" x 27,56" H 17,72"

42cm x 47cm H 52cm
16,54" x 18,5" H 20,47"

Semainier



55cm x 70cm H 135cm
21,65" x 27,56" H 53,15"

Chest of Drawers



55cm x 170cm H 74cm
21,65" x 66,93" H 29,13"

Technical Informations

- Chest of drawer, dresser and bedside tables have a laser cut base, polished and liquid painted in glossy black chrome.
- The metal base features details with eucalyptus wood inserts.
- Solid wood details for edges and front drawers.
- Top in high glossy brick lacquer.
- Internal drawers in matt colour.
- The drawers are equipped with side opening with soft closing.
- Collection includes two versions of bedside tables.

B005

Euclide

Designed by
Manzoni & Tapinassi



The Euclide collection, is original and reflect a strong personality. The name Euclide was chosen to highlight the geometric forms which are an important feature of this furnishing collection.



Schematics

Bedside Table



60cm x 50cm H 40cm
23,62" x 19,69" H 15,75"

Chest of Drawers



190cm x 55cm H 65cm
74,8" x 21,65" H 25,59"

Technical Informations

- Metal lacquered drawer handles to match the structure.
- Interior completely lacquered.
- The accessories are equipped with a "soft close" mechanism.
- Metal feet with matte coffee lacquered frame.
- The top is available in solid wood or lacquered smoked oak.

B010

Fenice

Designed by
Bernhardt & Vella



The Fenice bedroom collection creates aesthetics based on lightness and purity. A truly complete set, with a chest of drawers and bedside tables.



Schematics

Bedside Table Left

60cm x 50cm H 53cm
23,62" x 19,69" H 20,87"

Bedside Table Right

60cm x 50cm H 53cm
23,62" x 19,69" H 20,87"

Chest of Drawers



50cm x 140cm H 78cm
19,69" x 55,12" H 30,71"

Technical Informations

- Structure in curved poplar plywood with outer parts in MDF with a matt lacquered or wood plated finish.
- The drawer fronts are in MDF with solid wood edges finished in various colours of gloss lacquer or wood.
- The top of the chest of drawers is in finger-print resistant glass, lacquered on the underside.
- Non-slip and anti-imprint feet in ABS available for both the chest of drawers and the bedside tables.

B002

Mondrian

Designed by
Claudio Bellini



The name is inspired by the Dutch painter Piet Mondrian who is well-known for his geometric shapes which balance lines and colours perfectly, in order to highlight the formal rigour of this collection.



Schematics

Bedside Table Left



60cm x 50cm H 40cm
23,62" x 19,69" H 15,75"

Bedside Table Right



60cm x 50cm H 40cm
23,62" x 19,69" H 15,75"

Chest of Drawers



160cm x 50cm H 70cm
62,99" x 19,69" H 27,56"

Technical Informations

- System consists of chest of drawers, bedside tables, sideboard and TV cabinet with metal frame and completely Matt lacquered in the colours of the collection.
- The variety of sizes and finishes makes it extremely versatile and adaptable to different needs.
- Soft-close drawers. The drawers are completely internally lacquered in tone with the exterior finish.

B004

Munari

Designed by
Manzoni & Tapinassi



The name is inspired by Bruno Munari an artist, designer and writer who experimented works with a minimalist, geometric style which led him to develop the idea of aesthetics 'in movement'.



Schematics

Sideboard



220cm x 53cm H 75cm
86,61" x 20,87" H 29,53"

Bedside Table Left



65cm x 45cm H 41cm
25,59" x 17,72" H 16,14"

Bedside Table Right



65cm x 45cm H 41cm
25,59" x 17,72" H 16,14"

Technical Informations

- Materials: walnut and smoky oak combined with prestigious marble top, Calacatta gold and Dark Emperador.
- The elements are elegantly finished and lacquered inside and have a system "soft close".

B009

Venere

Designed by
Bernhardt &Vella



The night area accessories of the Venere collection feature a delicate, sinuous structural design which expresses lightness and sophisticated elegance. A clever balance between natural beauty and industrial modernity.



Schematics

Bedside Table



50cm x 50cm H 56cm
19,69" x 19,69" H 22,05"

Chest of Drawers



55cm x 150cm H 77cm
21,65" x 59,06" H 30,31"

Technical Informations

- Weight bearing structure in curved laser-cut sheet metal with a polished and painted finish.
- The chest of drawers and the front are in curved poplar plywood and the exterior is in MDF lacquered or veneered with various types of wood.
- The interior of the drawers is lacquered in the same colour as the external finish.



Rugs

They adorn our floors, with refined shapes and attractive designs. They are down, but for their charm, they should be framed.

R849LBX

Affresco

Designed by
Natuzzi Design Center



Affresco is an extraordinary handmade carpet. Each carpet is unique in its design and tone. They are irreplicable.

110,24" x 149,61"



Discover Affresco
on [natuzzi.com](https://www.natuzzi.com)

Technical Informations

- Rugs are salt washed and neutralized from their original state and then over-dyed to produce original and unique chromatic compositions.
- The decor recalls the nineteenth-century tradition, while the washing gives a strong contemporary flavor.
- Available in 4 colours: Brown, Gray Black, Natural, Blue.
- Composition: 100% wool.

Versatile Beauty



R849LMX



R849LGX



R849LNX

R70503X

Berberero

Designed by
Mauro Lipparini



A tribute to the hand-knotted technique of Berber production.

78,74" x 118,11"
118,11" x 157,48"


Technical Informations

- Hand-knotting technique, an ancient art of Iran, India and Turkey.
- 80% Banana Silk, 20% Cotton.
- 2 dimensions 200x300 and 300x400.
- 2 colors: dark grey with brown stripes, taupe with brown stripes.

V840001XNA

Calcada

Designed by
Sopa Studio



Racalling the refined designs of ancient Mediterranean mosaics.

78,74" x 118,11"
118,11" x 157,48"

Technical Informations

- Ends finished with woven fringes.
- 100% Wool.
- Hand-tufted.



Discover Calcada
on [natuzzi.com](https://www.natuzzi.com)

V854001XNA

Globes

Designed by
Carlotta Fortuna



Sand-colored details enrich the unmistakable shape of the Globes rug.

Technical Informations

- 70% Wool, 30% Viscose
- Hand-tufted.

78,74" x 118,11"
118,11" x 157,48"



Discover Globes
on [natuzzi.com](https://www.natuzzi.com)

V842001XNA

Luce

Designed by
Silvia Fanticelli



In Luce, the carving work underlines the light beams in color geometries.

Technical Informations

- 65% Woll 35% Tencel®.
- Hand-tufted.

78,74" x 118,11"
118,11" x 157,48"



Discover Luce
on [natuzzi.com](https://www.natuzzi.com)

R70401X

Magna Grecia

Designed by
Natuzzi Design Center



A printed motif inspired by a sumptuous wooden ceiling.

Technical Informations

- Digital printing on a polyamide base.
- 2 dimensions 200X300 and 300X400.
- 1 pattern and 1 colour option.

78,74" x 118,11"
118,11" x 157,48"




Discover Magna Grecia
on [natuzzi.com](https://www.natuzzi.com)

V841001XNA

New Decò

Designed by
Myo Creative Lab



Retro references for the refined weaving of the New Decò hand-knotted carpet.

Technical Informations

- 85% Wool, 15% Tencel®.
- Hand-knotted 55m knots.

78,74" x 118,11"
118,11" x 157,48"



Discover New Decò
on [natuzzi.com](https://www.natuzzi.com)

R85901X

Seti

Designed by
Natuzzi Design Center



The Seti rug is a sophisticated textile complement, made entirely from bamboo silk, hand-woven using the traditional Tibetan method. This rug is characterised by a neutral, but bright tone, which changes colour depending on the light.

78,74" x 118,11"
118,11" x 157,48"



Discover Seti
on [natuzzi.com](https://www.natuzzi.com)

Technical Informations

- 100% Bamboo silk.
- Hand knotted with the technique of Tibetan knots.
- Bamboo silk carpets resist well to domestic users, but require extra attention for cleaning and maintenance.
- Shedding is frequent in hand-knotted carpets given the craftsmanship especially in the early periods of use.

Versatile Beauty



R85903X



R85904X



R85905X



R85906X




R859VNX

V839001XNA

Silence

Designed by
Zaven



Like raindrops that leave traces on a window, the high pile lines interrupt their run.

Technical Informations

- Elaborate carving work on the tufted rug.
- 100% Wool.
- Hand-tufted.

78,74" x 118,11"
118,11" x 157,48"




Discover Silence
on [natuzzi.com](https://www.natuzzi.com)

V855002XNA

Vortex

Designed by
Nina Zupanc



V855001XNA



Vortex shows its essence in an alternation of bright colors.

Technical Informations

- Worked on two pile levels corresponding to the colors.
- Materials: 43%VI 42%PC 12%CO 3% Latex.
- Machine Tufted.

98,43"
98,43" x 98,43"



Discover Vortex
on [natuzzi.com](https://www.natuzzi.com)

V843002XNA

Sophia B

Designed by
Natuzzi Design Center



Sophia B develops its shine on a few millimeters lower height of the soft hand-woven pile for a fresh and slightly shaded result. A wide offer of solid colors gives a strong boost to embellish bedrooms and living rooms with a bright sobriety.

78,74" x 118,11"
118,11" x 78,74" H 0,59"
118,11" x 157,48"
157,48" x 118,11" H 0,59"



Discover Sophia B
on [natuzzi.com](https://www.natuzzi.com)

Technical Informations

- 100% Tencel®.
- Hand-woven.


Versatile Beauty



V843004XNA



V843006XNA



V843008XNA




V843010XNA



V843012XNA



V843014XNA



V843016XNA




V843018XNA




V843020XNA




V843022XNA




V843024XNA



V843026XNA



V843024XNA



V843030XNA



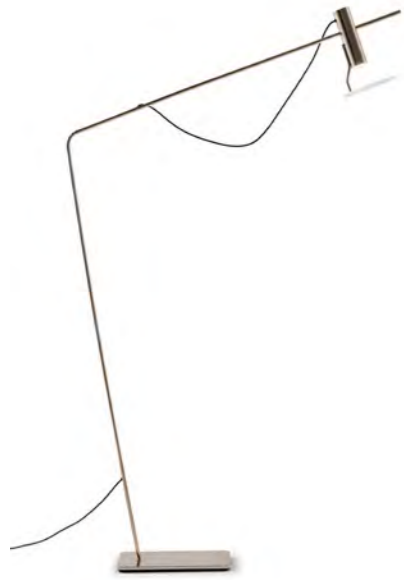
Lamps

There is no better way to enhance the beauty and sophistication of one's spaces than by lighting and illuminating them with an equally beautiful and functional lamp.

L514160

Colosseo

Designed by
Mauro Lipparini



The arched floor lamp Colosseo allows to illuminate over a table or a corner in the living room without the need for fixed light points, thus proving to be effective as a piece of furniture.

Stand lamp

5,12" x 10,24" H 55,51"
10,24" x 5,12" H 55,51"
11,81" x 57,09" H 78,74"

Table lamp

8,66" x 10,63" H 19,29"



Discover Colosseo
on natuzzi.com

Technical Informations

- Collection of lamps in tubular metal with 14 mm diameter.
- Adjustable angle telescopic lighting devices in polished, painted tubular metal.
- Integrated 3,000 calvin degrees Citizen led light.
- Remote transformer and Coaxial cable.
- Available in two finishes: champagne and glossy black chrome.

Versatile Beauty



L514020



L514120



L514040



L514130



L514110

N942001XNA

Germoglio

Designed by
Natuzzi Design Center



The lamp is a tribute to the rebirth of nature, it seems to come straight out of the pages of a fairy tale and, as in any self-respecting fairy tale, it also has a moral: the bond between man and nature is more important today than ever.

9,84" x 2,36" H 11,81"



Discover Germoglio
on natuzzi.com

Technical Informations

- Aluminium casting galvanized in gold colour.
- Warm and cold light intensity through dimmer.
- Lamp with LED.
- Equipped with usb port and cable for battery charging.
- The lamp comes with a plaque that provides stability.
- During the charging phase the lamp cannot be used.

L502VME

Vico

Designed by
Natuzzi Design Center



Technical Informations

- Painted metal.
- The shade features a round Plex top for a softer light.

A true light sculpture with a strong visual impact. A lamp with delicate volumes that embodies pure lines and spatial presence. The essence of the project lies in the balance between the base and top, which seems suspended over the structure.

7,87" H 14,17"
7,87" x 7,87" H 14,17"
11,02" x 11,02" H 19,69"
14,17" H 25,2"



Discover Vico
on [natuzzi.com](https://www.natuzzi.com)



Decorative objects

Adding a touch of the Mediterranean style, with all its charm and the heritage it can preserve, is easy. It's the aim of our decorative objects.

A22905X

Dandy

Designed by
Natuzzi Design Center



The forms of Dandy Totem are inspired by Trulli's rooftops. It's composed by 5 pieces, each of which has a different function: box with lid, vase, candle holder, paper weight. It's a real sculpture that rises the skyline to his highest point.

4,92" x 4,92" H 9,84"
6,93" x 6,93" H 7,48"
7,48" x 7,48" H 5,35"



Discover Dandy
on natuzzi.com

Technical Informations

- Made of Trani stone, a local stone that is cut by a waterjet machine and hand-finished.

Versatile Beauty



A22901X



A22902X



A22903X



A22904X

O075001XNA

Pumo Bee

Designed by
Massimo Iosa Ghini



With a poetic and delicate message, a golden beehive on modernist forms shows us the direction we must not forget to take for the near future.

Technical Informations

- Polished white ceramic molded with hand-painted gold beehive cells.

5,91" x 5,91" H 10,24"

O074001XNA

Pumo Delft

Designed by
Marcel Wanders Studio



The wonderful meeting of two pottery cultures: the Apulian lucky charm meets Delft blue pottery and welcomes flowers in a new vase form.

Technical Informations

- Hand-turned and hand-painted ceramics.

8,66" x 8,66" H 11,81"

O077001XNA

Pumo Gili

Designed by
Elena Salmistraro



Pumo in an ironic and biting key, shaping glass with effects of transparency and shadows that recall the work of the sea and wind on nature.

Technical Informations

- Sandblasted blown and transparent glass.

7,87" x 7,87" H 11,81"

O079001XNA

Pumo Lukky

Designed by
Lorenza Bozzoli



The designer reinvents new good luck charms and dresses her Pumo with details reminiscent of her background in fashion.

Technical Informations

- Wooden frame covered with colorful viscose cord and bangs.
- Brass sphere.

7,87" x 7,87" H 11,81"

O076001XNA

Pumo Pop

Designed by
Patrick Norguet



From the contrast between a handcrafted form and a defined pop graphic, which distorts the reading of the surface, comes Pop Pumo, an encounter between tradition and contemporaneity.

Technical Informations

- White glossy ceramic molded with multicolor decal.

5,51" x 5,51" H 7,87"

O078001XNA

Pumo Wadi

Designed by
Mauro Lipparini



A modern 3D extruded interpretation adds to the Apulian good luck charm the functionality of the message to be rewritten every day.

Technical Informations

- Wooden structure with a chalkboard effect.

6,3" x 7,87" H 8,66"

A22201X / Bamboo

Trullini

Designed by
Natuzzi Design Center



Hand made products that contain candles with extracts of natural oils. Once the perfume is finished, this object can be used as a functional container for small precious objects.

6,1" H 7,87"
6,1" H 8,27"
6,1" x 6,1" H 7,87"
6,1" x 6,1" H 8,07"
6,1" x 6,1" H 8,66"



Discover Trullini on natuzzi.com

Technical Informations

- Trullini are composed of five olfactory areas recognizable by the color and the top shape, which in the Apulian Trulli is a true signature.
- Clay from quarry, hand turned and glazed. The base in metric clay is embellished with drops of aventurine cooked in the oven.

Versatile Beauty



A22202X
Freesia



A22203X
Chinotto&pepper



A22204X
Terrae



A22205X
Mandarin&vanilla



A22606X
Chinotto&pepper



A22207X
Mandarin&vanilla



A22208X
Bamboo



A22209X
Terrae

A22601X / Bamboo

Trullini

Designed by
Natuzzi Design Center



Hand made products that contain Apulian perfumes and fragrances with extracts of natural oils. Once the perfume is finished, this object can be used as a functional container for small precious objects.

Air freshner sticks 100 ml

5,51" H 8,66"
5,51" H 8,86"
5,51" H 9,06"
5,51" H 9,84"
5,51" x 5,51" H 8,86"

Profumo

5,51" x 5,51" H 8,66"
5,51" x 5,51" H 8,86"
5,51" x 5,51" H 9,84"



Discover Trullini on natuzzi.com

Technical Informations

- Trullini are composed of five olfactory areas recognizable by the color and the top shape, which in the Apulian Trulli is a true signature.
- Clay from quarry, hand turned and glazed. The base in metric clay is embellished with drops of aventurine cooked in the oven.

Versatile Beauty



A22602X
Freesia



A22603X
Chinotto&pepper



A22604X
Terrae



A22605X
Mandarin&vanilla



A22612X
Chinotto&pepper



A22613X
Mandarin&vanilla



A22614X
Bamboo



A22615X
Terrae

O888002XNA

Dysidea

Designed by
Elena Salmistraro



The accessory which highlights the feel of the room. The key feature of the project is the graphic design that adorns the front that is inspired by the relationship between nature and the Apulian seascape and contemporary lifestyle.

13,39" x 20,47"
20,47" x 20,47"



Discover Dysidea
on [natuzzi.com](https://www.natuzzi.com)

Technical Informations

- The new collection of decorative cushions comes in the moods 2021/2022 by Natuzzi Italia.
- Enriched with details and material elaboration, the cushions in two dimensions fully express the graphic richness of the world of Posidonia.

Versatile Beauty



O888005XNA

O888008XNA



O888009XNA

O888006XNA



O888003XNA

O888007XNA



O888001XNA

O888004XNA



Mirrors

A mirror has a very specific function, but Natuzzi Italia models always have a more distinct personality. Sophisticated, stylish and made of the highest quality materials, they successfully add an extra touch to any room.

Y007V0V

Chocolat

Designed by
Natuzzi Design Center



Combine various Chocolat mirrors and create a series of refined geometrical angles.

31,89" x 0,79" H 29,53"
39,37" x 0,79" H 38,19"



Discover Chocolat
on natuzzi.com

Technical Informations

- Available in two wall versions (square and arched).
- Wall fixing system available.

Versatile Beauty



Y71102X

Luminarie

Designed by
Marcel Wanders



Designer took inspiration from the majestic luminous structures that decorate the streets of the Apulian towns during holidays. The design of the luminaire engraved on the back of smoke colored mirror creates a magical atmosphere in every room.

34,65" x 0,39" H 34,65"
34,65" x 1,18" H 81,89"




Discover Luminarie
on natuzzi.com

Technical Informations

- Available in two wall versions (square and arched).
- Wall fixing system available.

Versatile Beauty



Y71101X

Y852001XNA

Mermaid

Designed by
Nika Zupanc



A tribute to all the legends and love stories between mermaids and sailors, lost and found in the middle of the sea. Etched patterning that is reminiscent of the scales on a mermaid's tail embellishes the thick glass with a bronzed finish.

Technical Informations

- Together or divided, Mermaid and Sailors mirrors can reflect the light of all domestic environments, from the entrance to the living room, passing through the bedroom.

1,18" x 20,67" H 39,37"



Discover Mermaid
on [natuzzi.com](https://www.natuzzi.com)

Y853001XNA

Sailors

Designed by
Nika Zupanc



Oval shapes custom cut from mirrored bronze. The diagonal etched patterning on Sailors gives it a nautical feel.

Technical Informations

- Together or divided, Mermaid and Sailors mirrors can reflect the light of all domestic environments, from the entrance to the living room, passing through the bedroom.

1,18" x 20,67" H 39,37"



Discover Sailors
on [natuzzi.com](https://www.natuzzi.com)



Discover more
at [natuzzi.com](https://www.natuzzi.com)

N